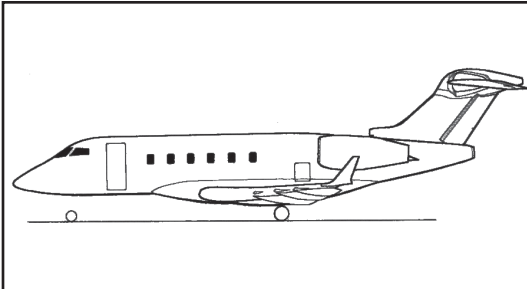


DMC2232 WIRING SYSTEM SERVICE KIT

For the Challenger 300/350



DMC2232 for the Challenger 300/350

THE MAINTENANCE PROBLEM...

Modern aircraft, such as the Challenger 300/350, have complicated electrical wiring systems containing many different connectors, contacts and terminals, the repair of which require precision tools.

It is not a cost effective use of the time of your technical staff to start from scratch and try to become intimately knowledgeable about which precision tools must be used to repair each electrical connector, contact and terminal when DMC has already performed this task for the Challenger 300/350.

AOG TIME CONSTRAINTS. Once the aircraft becomes inoperable because of a connector failure, it is imperative to be able to replace the connector, contact or terminal as quickly as possible to avoid revenue loss due to AOG. The DMC2232 kit supplies your staff with both the information and the tools necessary to make this type of repair to the Challenger 300/350 in the shortest time possible.

THE DMC SOLUTION...

TOOLING RESEARCH. DMC has already researched the list of connectors for the Challenger 300/350 and has identified the most common tools required to maintain the electrical connectors in these aircraft. DMC has cross referenced tools to the connectors, contacts and terminals eliminating costly and time-consuming research which would otherwise have to be performed by your local technicians.

IMMEDIATE AVAILABILITY OF TOOLS AND TECHNICAL INFORMATION. The DMC2232 kit contains all of the tooling to connector, contact and terminal cross reference information needed to support the Challenger 300/350. In addition, the kit also contains illustrated operating instructions for the required tooling.

ALL IN ONE. Since these tools, together with their operating instructions, are contained in three, environmentally sealed, polypropylene cases, the connector repair can be made in the shortest time possible, thus permitting a rapid return of your aircraft to service. Tool kit includes: Name Plate, Foam Pads/Inserts, Contents Charts, Instruction Charts, and Tool Selection Charts.



Actual Kit may vary from example shown.






DMC2232

DMC DANIELS
MANUFACTURING
CORPORATION

DANIELS MANUFACTURING CORP., 526 THORPE ROAD, ORLANDO, FL 32824, USA
PHONE (407) 855-6161 • FAX (407) 855-6884 • www.DMCTools.com • E-MAIL: DMC@DMCTools.com

DMC2232 WIRING SYSTEM SERVICE KIT

For the Challenger 300/350

DMC2232 TOOL AND ACCESSORY LIST		
	9	Crimp Tools
	3	Turret Heads
	15	Positioners
	3	Single Position Heads
	13	Metal Insertion Tools
	17	Metal Removal Tools
	1	Metal Insertion/Removal Tool
	51	Plastic Ins/Rem Tools
	4	Contact gages
	3	Unwired Contact Removal Tools w/ Probes
	1	Wire Cutter
	2	Wire Strippers
	6	In-Service Inspection Gages
	1	Die Removal Tool
	21	Die Sets
	1	Hex Wrench
	3	Coaxial Cable Stripper
	1	X-Acto Knife
	1	Heat Gun
	1	Reflector Nozzle (9mm)
	1	Reduction Nozzle (9mm)
	1	Wire Harness Spoon
	2	Module Removal Tools

DMC2232 CONNECTOR COVERAGE	
MANUFACTURER	SERIES
MIL-C-5015	Series "3450"
MIL-C-24308	D-Summiniature
MIL-C-26482	Series I, II
MIL-C-26500	Firewall Connectors
MIL-C-38999	Series I, II, III
MIL-C-81659	Arinc 404
MIL-C-83723	Series III
MIL-S-12883	Relay Sockets
MIL-T-7928	Insulated Splices
MIL-T-81714	Terminal Junctions
Amphenol Aerospace	CTV, T3F
Amphenol RF	SMA Plugs
ECS	SMA and TNC Plugs
Emteq	ARINC 600, TNC Plugs
Hi-Rel	86000Y Series
ITT Cannon	BJA, DCMA, DPX*MA, KPSE Series
Kidde/Fenwal	Fire Detection Connectors
Positronic	RD Series
Radiall	NSX Series
Rockwell Collins	Thin-Line Series
Souriau	853 Series
TE Connectivity	Amplimite, .187 Series, CPC, PIDG Series, Solistrand Series, Stratotherm Series, D-436 Series
Times Microwave	TNC Plugs
T & B	Sta-Kon Terminals

TOOL KIT CONFIGURATION	
Type of Case	Portable/Environmental
Number of Cases	3
Color	Yellow
Type of Construction	Polypropylene
Application	Challenger 300/350
Coverage	Airframe Power Connectors
	Terminals size 12 AWG and Smaller
	Coaxial Connectors
Type of Inserts	Unicellular Polyethylene Foam with Die Cut Tool Cavities

NOTICE: Unless otherwise stated by DMC; tools contained in this kit have been selected based upon their suitability to service the related connector or contact indicated. Military Standard tools have been utilized wherever possible. These tools are not necessarily the production tools used to manufacture the aircraft and therefore, these tools may or may not correspond to the tools listed in the OEM wiring manual and/or the Chapter 20 Standard Wiring Practices Manual list of approved tooling.