

DMC1929 WIRING SYSTEM SERVICE KIT

For the Gulfstream G450



THE MAINTENANCE PROBLEM...

Modern aircraft, such as the Gulfstream G450, have complicated electrical wiring systems containing many different connectors, contacts and terminals, the repair of which require precision tools.

It is not a cost effective use of the time of your technical staff to start from scratch and try to become intimately knowledgeable about which precision tools must be used to repair each electrical connector, contact and terminal when DMC has already performed this task for the Gulfstream G450.

AOG TIME CONSTRAINTS. Once the aircraft becomes inoperable because of a connector failure, it is imperative to be able to replace the connector, contact or terminal as quickly as possible to avoid revenue loss due to AOG. The DMC1929 kit supplies your staff with both the information and the tools necessary to make this type of repair to the Gulfstream G450 in the shortest time possible.

THE DMC SOLUTION...

TOOLING RESEARCH. DMC has already researched the list of connectors for the Gulfstream G450 and has identified the most common tools required to maintain the electrical connectors. DMC has cross referenced tools to the connectors, contacts and terminals eliminating costly and time-consuming research which would otherwise have to be performed by your local technicians.

IMMEDIATE AVAILABILITY OF TOOLS AND TECHNICAL INFORMATION. The DMC1929 kit contains the tooling to connector, contact and terminal cross reference information which indicate the particular tool(s) that should be selected to repair a specific connector, contact, or terminal. In addition, the kit also contains illustrated operating instructions for the required tooling.

ALL IN ONE. Since these tools, together with their operating instructions, are contained in a single kit, the connector repair can be made in the shortest time possible, thus permitting a rapid return of your aircraft to service. Tool kit supplied in 2 environmentally sealed fiberglass cases and includes: Name Plate, Foam Pads/Inserts, Contents Charts, Instruction Charts, and Tool Selection Charts.




















DMC1929

DMC DANIELS
MANUFACTURING
CORPORATION

DANIELS MANUFACTURING CORP., 526 THORPE ROAD, ORLANDO, FL 32824, USA
PHONE (407) 855-6161 • FAX (407) 855-6884 • www.dmctools.com • E-MAIL: DMC@dmctools.com

DMC1929 WIRING SYSTEM SERVICE KIT

For the Gulfstream G450

DMC1929 TOOL AND ACCESSORY LIST		
	7	Crimp Tools
	3	Turret Heads
	1	Universal Turret Head
	11	Positioners
	1	Universal Positioner
	3	Single Position Heads
	8	Die Sets
	11	Metal Insertion Tools
	13	Metal Removal Tools
	58	Plastic Ins/Rem Tools
	4	Contact gages
	4	Unwired Contact Removal Tools w/ Probes
	1	Wire Cutter
	1	In-Service Inspection Gage
	1	Die Removal Tool
	1	Hex Wrench
	1	Wire Harness Spoon
	1	Torque Driver
	2	Torque Wrenches
	1	Fluke Multimeter
	1	Electrician's Scissors
	2	Cable Tie Tools
	1	Cable Tie Removal Tool
	1	Heat Gun w/ Nozzle
	2	Module Removal Tools
	1	X-Acto Knife
	1	Single Point Scribe

DMC1929 CONNECTOR COVERAGE	
MANUFACTURER	SERIES
AS50151	3G450
MIL-DTL-24308	D-SUB
MIL-DTL-26482	II
MIL-C-26500	Firewall Connectors
MIL-PRF-38999	I, II, III
MIL-DTL-83723	III
Deutsch	CTS
ECS	RF Coaxial
Gulfstream	GAC800
ITT Cannon	BKA*, D*MA, DPX*MA, DPXNA, DPXNE
Leach	Relays
Pic Wire and Cable	RF Coaxial
Positronics Ind.	CBC, CBD, ODD, RD
TE, (Tyco/Amp)	Amplimite, RF Coaxial

NOTICE: Unless otherwise stated by DMC; tools contained in this kit have been selected based upon their suitability to service the related connector or contact indicated. Military Standard tools have been utilized wherever possible. These tools are not necessarily the production tools used to manufacture the aircraft and therefore, these tools may or may not correspond to the tools listed in the OEM wiring manual and/or the Chapter 20 Standard Wiring Practices Manual list of approved tooling. Verification Is Required.

TOOL KIT CONFIGURATION	
Type of Case	Portable
Number of Cases	2
Color	Yellow
Type of Construction	Fiberglass/Aluminum
Application	Gulfstream G450
Coverage	Airframe Power Connectors
	Terminals size 12 AWG and Smaller
	Coaxial Connectors
Type of Inserts	Unicellular Polyethylene Foam with Silhouetted Tool Cavities