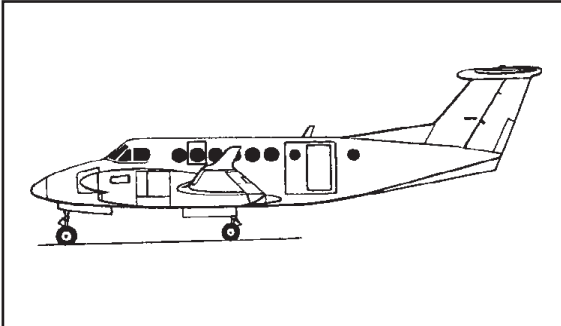


DMC1352 WIRING SYSTEM SERVICE KIT

For the Super King Air 350

THE MAINTENANCE PROBLEM...



**DMC1352 for the
Super King Air 350**

Modern aircraft, such as the Super King Air 350, have complicated electrical wiring systems containing many different connectors, contacts and terminals, the repair of which require precision tools. It is not a cost effective use of the time of your technical staff to start from scratch and try to become intimately knowledgeable about which precision tools must be used to repair each electrical connector, contact and terminal when DMC has already performed this task for the Super King Air 350.

AOG TIME CONSTRAINTS. Once the aircraft becomes inoperable because of a connector failure, it is imperative to be able to replace the connector, contact or terminal as quickly as possible to avoid revenue loss due to AOG. The DMC1352 kit supplies your staff with both the information and the tools necessary to make this type of repair to the Super King Air 350 in the shortest time possible.

THE DMC SOLUTION...

TOOLING RESEARCH. DMC has already researched the list of connectors for the Super King Air 350 and has identified the most common tools required to maintain the electrical connectors in the aircraft. DMC has cross referenced these tools to the connectors, contacts and terminals, eliminating costly and time-consuming research which would otherwise have to be performed by your electrical technicians.

IMMEDIATE AVAILABILITY OF TOOLS AND TECHNICAL INFORMATION. The DMC1352 kit contains all of the tooling to connector, contact and terminal cross reference information needed to support the Super King Air 350. In addition, the DMC1352 kit also contains illustrated operating instructions for the required tooling.

ALL IN ONE. Since all of these tools, together with their operating instructions, are contained in a single kit, the connector repair can be made in the shortest time possible, thus permitting a rapid return of your Super King Air 350 to service.

Tool kit supplied in 2 environmentally sealed fiberglass cases and includes: Name Plate, Foam Pads/Inserts, Contents Charts, Instruction Charts, and Tool-to-Connector Cross Reference Charts.



Actual Kit may vary from example shown.






DMC1352

DMC DANIELS
MANUFACTURING
CORPORATION

DANIELS MANUFACTURING CORP., 526 THORPE ROAD, ORLANDO, FL 32824, USA
PHONE (407) 855-6161 • FAX (407) 855-6884 • www.DMCTools.com • E-MAIL: DMC@DMCTools.com

DMC1352 WIRING SYSTEM SERVICE KIT

For the Super King Air 350

DMC1352 TOOL AND ACCESSORY LIST		
	16	Crimp Tools
	2	Turret Heads
	2	Positioners
	1	Single Position Heads
	1	Die Set
	8	Metal Insertion Tools
	11	Metal Removal Tools
	58	Plastic Ins/Rem Tools
	4	Contact gages
	2	Unwired Contact Removal Tools
	1	Wire Cutter
	2	Wire Strippers
	1	In-Service Inspection Gage
	1	Die Removal Tool
	1	Hex Wrench
	4	Coaxial Cable Strippers
	300	Sealing Plugs

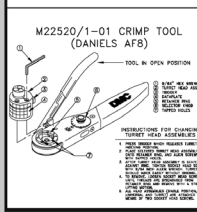
DMC1352 CONNECTOR COVERAGE	
MANUFACTURER	SERIES
MIL-C-26482	Series 2
MIL-C-5015	3450 Series
MIL-T-7928	Insulated Terminals & Splices
MIL-C-24308	Rectangular D-Sub
MIL-C-38999	Series 2
MIL-T-81714	Terminal Junctions
AMP	Mate-N-Lok, M, CPC Metrimate, PCB Series
Kings	"TNC" Series
Raychem	Mini-Seal Environmental Splices

Tools contained in this kit have been selected based upon their suitability to service the related connector or contact indicated. Military Standard tools have been utilized wherever possible. These tools are not necessarily the production tools used to manufacture the aircraft and therefore, these tools may or may not correspond to the tools listed in the OEM wiring manual and/or the Chapter 20 Standard Wiring Practices Manual list of approved tooling.

TOOL KIT CONFIGURATION	
Type of Case	Portable
Number of Cases	2
Color	Yellow
Type of Construction	Fiberglass/Aluminum
Application	Super King Air 350
Coverage	Airframe Power Connectors
	Terminals size 12 AWG and Smaller
	Coaxial Connectors
Type of Inserts	Unicellular Polyethylene Foam with Die Cut Tool Cavities

DATA PACKAGE

TOOL/ACCESSORY INSTRUCTION SHEET

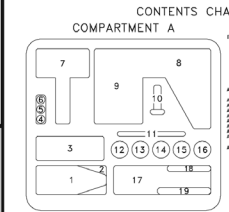


M22520/1-01 CRIMP TOOL (DANIELS AF8)

M22520/2-01 CRIMP TOOL (DANIELS AFM8)


CONTENTS CHART

COMPARTMENT A



CONTENTS CHART

SELECTION CHART



Actual Charts and Sheets may vary from examples shown.