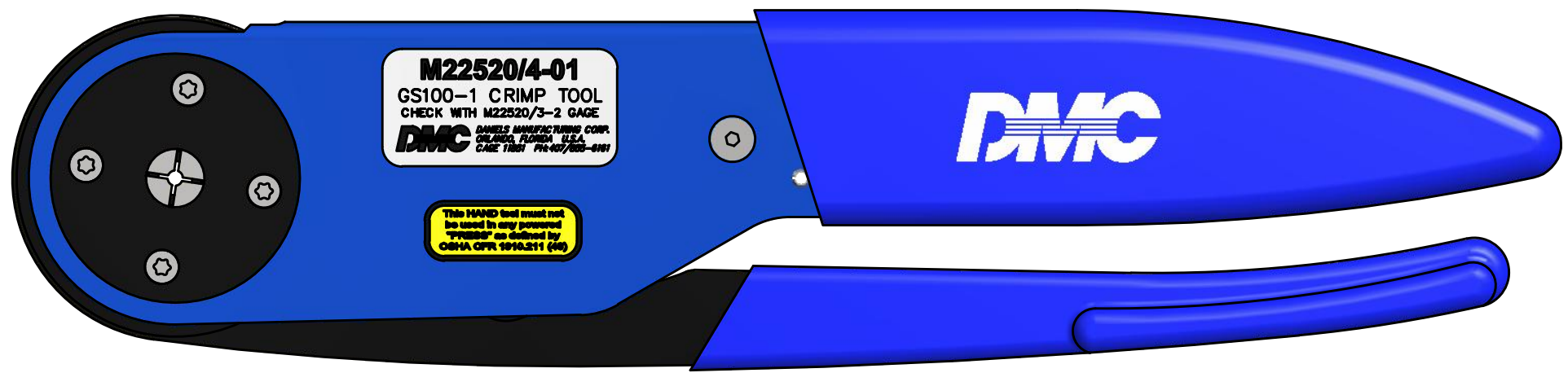
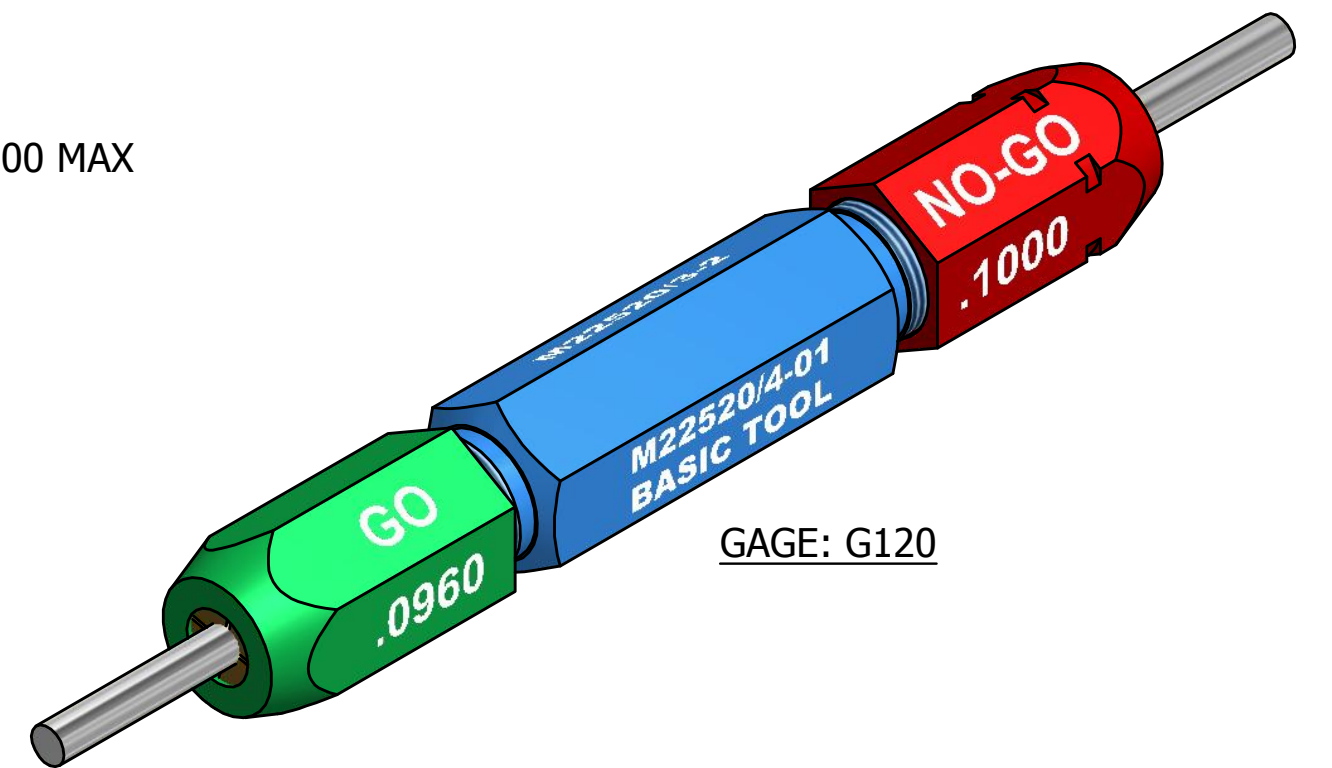
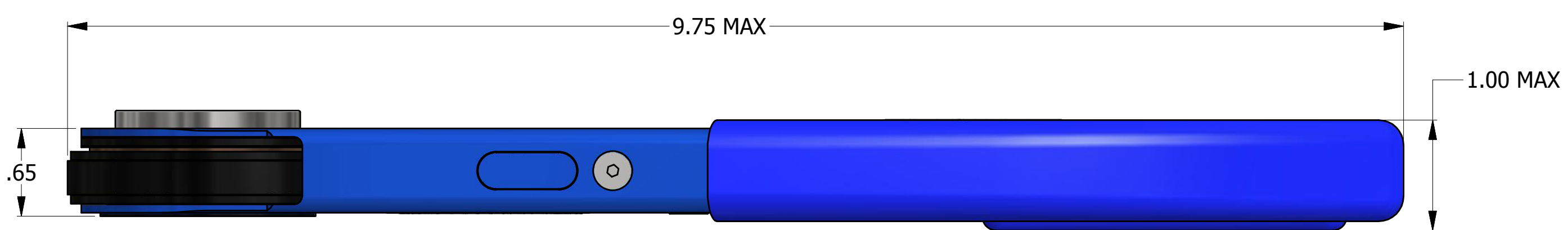


REVISIONS						
REV	ECO NO.	DESCRIPTION	BY	DATE	APP'D BY	DATE
2		REDRAWN	AAM	1/4/2000	RRR	1/4/2000
3	23590	UPDATED AND ADDED GAGE	TD	1/1/2015		

NOTES:

- 1. GAGE: GO Ø.096 NO-GO Ø.100

**UNCONTROLLED DOCUMENT
WILL NOT BE UPDATED**
DIMENSIONS IN INCHES - UNLESS OTHERWISE SPECIFIED



INSERT GO/NO GO GAGE FROM THIS SIDE ONLY

RESTRICTED & CONFIDENTIAL
CONFIDENTIAL PROPERTY OF DANIELS MANUFACTURING CORP. NOT TO BE DISCLOSED TO OTHERS. REPRODUCTION OR USED FOR ANY OTHER PURPOSE EXCEPT AS AUTHORIZED IN WRITING BY DANIELS MANUFACTURING. MUST BE RETURNED TO DANIELS MANUFACTURING CORP. ON COMPLETION OF ORDER OR PURPOSES FOR WHICH LENT.
CREATED FROM AN INVENTOR MODEL.
CHANGES MUST BE REFLECTED IN THE 3D PART
DO NOT SCALE DRAWING

MATERIAL	ITEM	PART NO.	QTY.	DESCRIPTION / REMARKS
N/A	DRN. DH CHK'D. TS	DATE 3/8/1988 DATE 3/8/1988		DANIELS MANUFACTURING CORP. ORLANDO, FLORIDA CAGE 11851
HEAT TREAT N/A	NOTE: THIS DRAWING IS AN OUTLINE DRAWING OF THE RESPECTIVE DMC PART NUMBER INDICATED. ACTUAL DMC PART NUMBER IS CAD PART NUMBER WITHOUT THE "-ENV" SUFFIX		TITLE CRIMP TOOL (M22520/4-01) ENVELOPE DRAWING	
FINISH N/A	WHERE USED:	SIZE C	SCALE 1.25X	CAD P/N GS100-1-ENV DWG. NO. GS100-1
				SHEET 1 OF 1 REV. 3