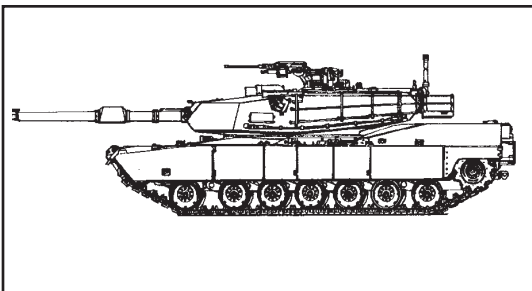


DMC63 WIRING SYSTEM SERVICE KIT

For the M1/M1A1 MAIN BATTLE TANK



DMC63 for the M1/M1A1 Main Battle Tank

THE MAINTENANCE PROBLEM...

Modern armor, such as the M1/M1A1 MBT, have complicated electrical wiring systems containing many different connectors, contacts and terminals, the repair of which require precision tools.

It is not a cost effective use of the time of your technical staff to start from scratch and try to become intimately knowledgeable about which precision tools must be used to repair each electrical connector, contact and terminal when DMC has already performed this task for the M1/M1A1 MBT.

AOG TIME CONSTRAINTS. Once the armor becomes inoperable because of a connector failure, it is imperative to be able to replace the connector, contact or terminal as quickly as possible to avoid loss of time and mission capability. The DMC63 kit supplies your staff with both the information and the tools necessary to make this type of repair to the M1/M1A1 MBT in the shortest time possible.

THE DMC SOLUTION...

TOOLING RESEARCH. DMC has already researched the list of connectors for the M1/M1A1 MBT and has identified the most common tools required to maintain the electrical connectors in the M1/M1A1 MBT. DMC has cross referenced tools to the connectors, contacts and terminals eliminating costly and time-consuming research which would otherwise have to be performed by your local technicians.

IMMEDIATE AVAILABILITY OF TOOLS AND TECHNICAL INFORMATION. The DMC63 kit contains the tooling to connector, contact and terminal cross reference information which indicate the particular tool(s) that should be selected to repair a specific connector, contact, or terminal. In addition, the kit also contains illustrated operating instructions for the required tooling.

ALL IN ONE. Since these tools, together with their operating instructions, are contained in a single kit, the connector repair can be made in the shortest time possible, thus permitting a rapid return of your M1/M1A1 MBT to service. Tool kit supplied in an environmentally sealed fiberglass case and includes: Name Plate, Foam Pads/Inserts, Contents Charts, Instruction Charts, and Tool Selection Charts.



Actual Kit may vary from example shown.























DMC63

DMC DANIELS MANUFACTURING CORPORATION®

DANIELS MANUFACTURING CORP., 526 THORPE ROAD, ORLANDO, FL 32824, USA
PHONE (407) 855-6161 • FAX (407) 855-6884 • www.DMCTools.com • E-MAIL: DMC@DMCTools.com

DMC63 WIRING SYSTEM SERVICE KIT

For the M1/M1A1 MAIN BATTLE TANK

DMC63 TOOL AND ACCESSORY LIST		
	3	Crimp Tools
	6	Turret Heads
	1	Single Position Head
	1	In-Service Inspection Gage
	4	Contact gages
	9	Positioners
	1	Die Removal Tool
	2	Module Removal Tools
	1	Die Set
	1	Drive Wrench
	2	Unwired Contact Removal Tools w/ Probes
	11	Connector Sockets
	1	Soft Jaw Plier
	2	Replacement Pads
	1	Wire Cutter
	1	Strap Wrench
	10	Metal Removal Tools
	10	Metal Insertion Tools
	45	Plastic Ins/Rem Tools
	1	Allen Wrench W/ Handle
	1	Thermal Wire Stripper
	6	Connector Wrenches

DMC63 SPARE CONTACT LIST	
Part Number	Supplied
27911-T9 or 10-40553	10
27913-T9 or 10-40557	10
27961-T9 or 10-40552	10
27963-T9 or 10-40556	10
27914-26T9 or 10-40561	10
27964-26T9 or 10-40560	10
27977-12T50	10
27977-16T50	10
27917-T9 or 10-40562	1
27937-T9 or 10-40563	1
46239-T9 or 10-58071	1
27901/A or 10-40799-2P	2
27951/A or 10-40799-2S	2
27901/CH or 10-40799-1P	2
27951/CH or 10-40799-1S	2
M39029/4-110	35
M39029/4-111	20
M39029/4-112	20
M39029/4-113	10
M39029/4-114	10
M39029/5-115	35
M39029/5-116	20
M39029/5-117	20
M39029/5-118	10
M39029/5-119	10
M39029/22-191	40
M39029/22-192	40
M39029/22-193	40
M39029/29-212	10
M39029/29-213	10
M39029/30-217	20
M39029/30-218	10

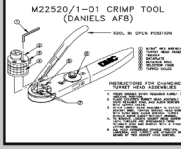
DMC63 SPARE CONTACT LIST	
Part Number	Supplied
M39029/30-219	10
M39029/35-441	20
M39029/56-348	40
M39029/56-351	50
M39029/56-352	20
M39029/56-353	10
M39029/57-354	40
M39029/57-359	10
M39029/58-360	40
M39029/58-363	50
M39029/58-364	20
M39029/58-365	10
M39029/63-368	25
M39029/64-369	25
030-8586-000	10
030-8586-050	2
030-8586-051	2
030-8587-000	10
030-8588-000	10
030-8614-000	1
031-8521-000	1
031-8555-050	2
031-8555-051	2
031-8555-110	10
031-8556-110	10
031-8557-000	10
031-8714-051	1
MS27488-12 SEALING PLUG	10
MS27488-16 SEALING PLUG	40
MS27488-20 SEALING PLUG	50
MS27488-22 SEALING PLUG	50

Tools contained in this kit have been selected based upon their suitability to service the related connector or contact indicated. Military Standard tools have been utilized wherever possible. These tools are not necessarily the production tools used to manufacture the aircraft and therefore, these tools may or may not correspond to the tools listed in the OEM wiring manual and/or the Chapter 20 Standard Wiring Practices Manual list of approved tooling.

TOOL KIT CONFIGURATION	
Type of Case	Portable
Number of Cases	1
Color	383 Green (PER MIL-C-46168)
Type of Construction	Fiberglass/Aluminum
Application	M1/M1A1 MBT
Coverage	Electrical System Connectors, Terminals size 12 AWG and Smaller, Coaxial Connectors
Type of Inserts	Unicellular Polyethylene Foam with Die Cut Tool Cavities

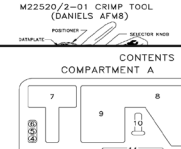
DATA PACKAGE

TOOL/ACCESSORY INSTRUCTION SHEET

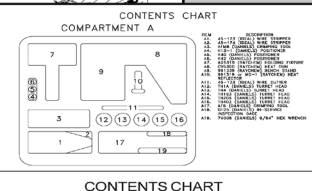


M22520/1-01 CRIMP TOOL (DANIELS AFB)

M22520/2-01 CRIMP TOOL (DANIELS AFB)




CONTENTS CHART




COMPARTMENT A

CONTENTS CHART



SELECTION CHART



Actual Charts and Sheets may vary from examples shown.