

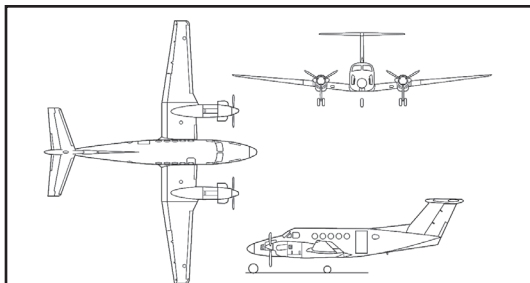
DMC556 WIRING SYSTEM SERVICE KIT

For the Beechcraft Super King Air 200 & 200T

THE MAINTENANCE PROBLEM...

Modern aircraft, such as the Super King Air 200 & 200T, have complicated electrical wiring systems containing many different connectors, contacts and terminals, the repair of which require precision tools.

It is not a cost effective use of the time of your technical staff to start from scratch and try to become intimately knowledgeable about which precision tools must be used to repair each electrical connector, contact and terminal when DMC has already performed this task for the Super King Air 200 & 200T.



DMC556 for the Beechcraft Super King Air 200 & 200T

AOG TIME CONSTRAINTS. Once the aircraft becomes inoperable because of a connector failure, it is imperative to be able to replace the connector, contact or terminal as quickly as possible to avoid revenue loss due to AOG. The DMC556 kit supplies your staff with both the information and the tools necessary to make this type of repair to the Super King Air 200 & 200T in the shortest time possible.

THE DMC SOLUTION...

TOOLING RESEARCH. DMC has already researched the list of connectors for the Super King Air 200 & 200T and has identified the most common tools required to maintain the electrical connectors. DMC has cross referenced tools to the connectors, contacts and terminals eliminating costly and time-consuming research which would otherwise have to be performed by your local technicians.

IMMEDIATE AVAILABILITY OF TOOLS AND TECHNICAL INFORMATION. The DMC556 kit contains the tooling to connector, contact and terminal cross reference information which indicate the particular tool(s) that should be selected to repair a specific connector, contact, or terminal. In addition, the kit also contains illustrated operating instructions for the required tooling.

ALL IN ONE. Since these tools, together with their operating instructions, are contained in a single kit, the connector repair can be made in the shortest time possible, thus permitting a rapid return of your aircraft to service. Tool kit supplied in an environmentally sealed fiberglass case and includes: Name Plate, Foam Pads/Inserts, Contents Charts, Instruction Charts, and Tool Selection Charts.



Actual Kit may vary from example shown.

DMC556
















DMC DANIELS MANUFACTURING CORPORATION

DANIELS MANUFACTURING CORP., 526 THORPE ROAD, ORLANDO, FL 32824, USA
PHONE (407) 855-6161 • FAX (407) 855-6884 • www.dmctools.com • E-MAIL: DMC@dmctools.com

DMC556 WIRING SYSTEM SERVICE KIT

For the Beechcraft Super King Air 200 & 200T

DMC556 TOOL AND ACCESSORY LIST

	12	Crimp Tools
	2	Turret Heads
	6	Positioners
	1	Single Position Heads
	2	Die Sets
	9	Metal Insertion Tools
	14	Metal Removal Tools
	58	Plastic Ins/Rem Tools
	4	Contact gages
	3	Unwired Contact Removal Tools w/ Probes
	1	Wire Cutter
	2	Wire Strippers
	1	In-Service Inspection Gage
	1	Die Removal Tool
	1	Hex Wrench

TOOL KIT CONFIGURATION

Type of Case	Portable
Number of Cases	2
Color	Yellow
Type of Construction	Fiberglass/Aluminum
Application	Super King Air 200 & 200T
Coverage	Airframe Power Connectors
	Terminals size 12 AWG and Smaller
	Coaxial Connectors
Type of Inserts	Unicellular Polyethylene Foam with Silhouetted Tool Cavities

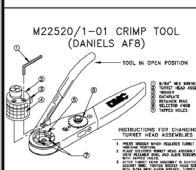
DMC556 CONNECTOR COVERAGE

MANUFACTURER	SERIES
MIL-C-26482	Series 1
MIL-C-5015	3400 & 3450 Series
MIL-C-81511	Series 3
MIL-C-83723	Series 3
MIL-T-7928	Insulated Terminals & Splices
AMP	"M" Phenolic Housing Series AMP-TAB "CPS & Rectangular Multimater" 16-16 Type II Contacts 16-16 Type III Contacts 16-20 Type III Contacts 12-12 Type I Contacts 8-8 Type XII Contacts Screw Machined Contacts Stamped Contacts "N" Series Re-Coaxial
ITT Cannon	"KPTM" Series
Collins Radio	"VIR" Series
Deutsch	"A815" Series
Matrix	"944" Series

NOTICE: Unless otherwise stated by DMC; tools contained in this kit have been selected based upon their suitability to service the related connector or contact indicated. Military Standard tools have been utilized wherever possible. These tools are not necessarily the production tools used to manufacture the aircraft and therefore, these tools may or may not correspond to the tools listed in the OEM wiring manual and/or the Chapter 20 Standard Wiring Practices Manual list of approved tooling. Verification Is Required.

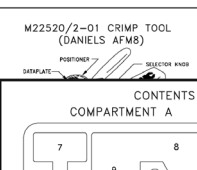
DATA PACKAGE

TOOL/ACCESSORY INSTRUCTION SHEET

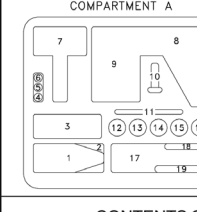


M22520/1-01 CRIMP TOOL (DANIELS AFB)

M22520/2-01 CRIMP TOOL (DANIELS AFB)




CONTENTS CHART

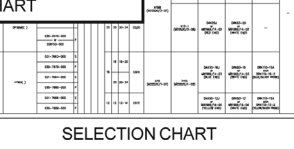


COMPARTMENT A

CONTENTS CHART



SELECTION CHART



Actual Charts and Sheets may vary from examples shown.