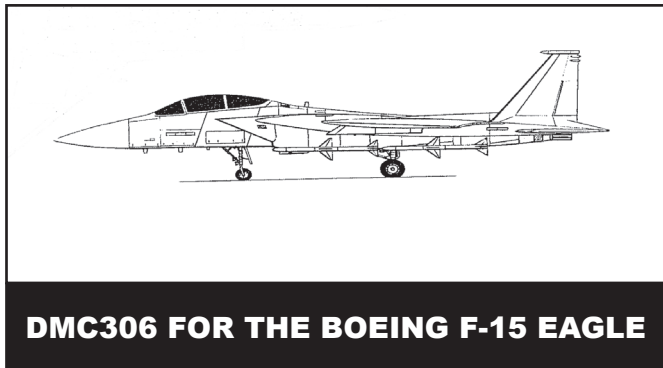


# DMC306 WIRING SYSTEM SERVICE KIT

## For The Boeing F-15 EAGLE



### THE MAINTENANCE PROBLEM...

Modern aircraft, such as the Boeing F-15 Eagle, have complicated electrical wiring systems containing many different connectors, contacts and terminals, the repair of which require precision tools. It is not a cost effective use of the time of your technical staff to start from scratch and try to become intimately knowledgeable about which precision tools must be used to repair each electrical connector, contact and terminal when DMC has already performed this task for the Boeing F-15 Eagle.

the connector, contact or terminal as quickly as possible to retain mission readiness. The DMC306 kit supplies your staff with both the information and the tools necessary to make this type of repair to the Boeing F-15 Eagle in the shortest time possible.

**AOG TIME CONSTRAINTS.** Once the aircraft becomes inoperable because of a connector failure, it is imperative to be able to replace

### THE DMC SOLUTION...

**TOOLING RESEARCH.** DMC has already researched the list of connectors for the Boeing F-15 Eagle and has identified the most common tools required to maintain the electrical connectors in the Boeing F-15 Eagle. DMC has cross referenced these tools to the connectors, contacts and terminals, eliminating costly and time-consuming research which would otherwise have to be performed by your electrical technicians.

**IMMEDIATE AVAILABILITY OF TOOLS AND TECHNICAL INFORMATION.** The DMC306 kit contains all of the tooling to connector, contact and terminal cross reference information needed to support the Boeing F-15 Eagle. In addition, the DMC306 kit also contains illustrated operating instructions for the required tooling.

**ALL IN ONE.** Since all of these tools, together with their operating instructions, are contained in a single kit, the connector repair can be made in the shortest time possible, thus permitting a rapid return of your Boeing F-15 Eagle to service.

Tool kit supplied in a durable tool cabinet with chest and includes:  
Name Plate, Foam Pads/Inserts, Contents Charts, Instruction Charts,  
and Tool Selection Charts.

Tools contained in this kit have been selected based upon their suitability to service the related connector or contact indicated. Military Standard tools have been utilized wherever possible. These tools are not necessarily the production tools used to manufacture the aircraft and therefore, these tools may or may not correspond to the tools listed in the OEM wiring manual and/or the Chapter 20 Standard Wiring Practices Manual list of approved tooling.





















Actual Kit may vary from example shown.

**DMC306**

**5935-01-019-1735**

**DMC** DANIELS  
MANUFACTURING  
CORPORATION<sup>®</sup>

DANIELS MANUFACTURING CORP., 526 THORPE ROAD, ORLANDO, FL 32824, USA  
PHONE (407) 855-6161 • FAX (407) 855-6884 • [www.DMCTools.com](http://www.DMCTools.com) • E-MAIL: [DMC@DMCTools.com](mailto:DMC@DMCTools.com)

DMC306 TOOL AND ACCESSORY LIST		
	16	Crimp Tools
	19	Positioners
	13	Turret Heads
	1	Universal Turret Head
	3	Single Position Head
	3	Metal Insertion/Removal Tools
	20	Metal Insertion Tools
	30	Metal Removal Tools
	76	Plastic Ins/Rem Tools
	17	Die Sets
	4	Contact Gages
	1	Wire Cutter
	3	Wire Strippers
	1	Die Removal Tool
	1	Hex Wrench
	2	Unwired Contact Removal Tools w/ Probes
	3	Coaxial Cable Strippers
	12	Trim Jigs
	1	6" Scale With Wire Gauge
	1	Holding Fixture
	1	Subminiature Solder Adapter
	1	Pencil, China Marker
	1	Electrical Wire Wrap Tool
	10	Contact Keying Plugs
	1	Heat Gun with Accessories
	2	Tube Benders
	4	Wire Wrapping Bits/Sleeve
	3	Wire Stripper/Cutter
	1	Solder Fixture
	2	Unwrap Tools

DMC306 CONNECTOR COVERAGE	
Manufacturer	Series
MIL-C-23329	RF Coaxial
MIL-C-24308	Rack and Panel
MIL-C-26482	Series 1
MIL-C-28748	Rectangular
MIL-C-38999	Series 1, 2
MIL-C-39012	RF Coaxial
MIL-C-55302	Printed Wiring Boards
MIL-C-81511	Series 1, 2
MIL-C-5015	3100 Series
MIL-T-7928	Insulated Terminals/Splices
AIRBORN	WTA, WTB, WTD, WTK Series
AMERICON	RF Coaxial
AMP	M, Hdp, Amp-Tab, Ampmodu Series, Pidg & Faston Terminals/Splices/Dis-connects
AMPHENOL	48, 57, 165, 217, 223, Series
AMPHENOL RF	RF Coaxial
BENDIX	JT, LJT, PT-SE Series
BENDIX Microwave	RF Coaxial
BURNDY	Hyfen, Smooth Bantam, BT, ME, MS, MSD-M, Trim Trio, Insulug Series, YIC/YOC, Grounding Ferrules
HUGHES	EMS, ERS, MRS, W Series
ITT CANNON	D*M, DL, D*MA, DM, DMA, 2D, MDM, UBC Series
ITT GREMAR	RF Coaxial
KINGS	RF Coaxial
LEACH	Relays
MALCO/MICRODOT	Marc Series
OMNI SPECTRA	RF Coaxial
SEAELECTRO	RF Coaxial
SOLITRON Microwave	RF Coaxial
T-BAR	Six Pole Series

NOTE: 1976150-1 is not supplied by DMC. Tool is Customer Supplied.

TOOL KIT CONFIGURATION	
Type of Case	8 Drawer Cabinet with Machinest Chest
Color	Red
Type of Construction	Steel
Application	Boeing F-15 Eagle
Coverage	Airframe Connectors, Terminals Size 12AWG and Smaller, and Coaxial Connectors
Type of Inserts	Unicellular Polyethylene Foam with Die Cut Tool Cavities