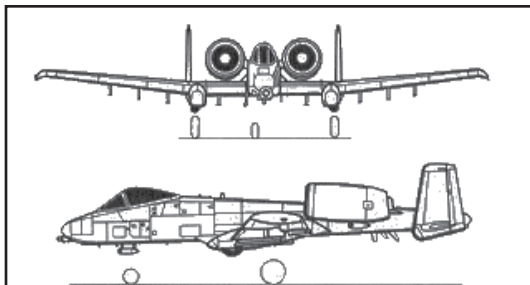


DMC239CMOD1 MAINTENANCE KIT

For Electrical Connectors and Wiring Systems



DMC239CMOD1 for the A-10A/A-10C

THE MAINTENANCE PROBLEM...

Modern aircraft, such as the A-10, have complicated electrical wiring systems containing many different connectors, contacts and terminals, the repair of which require precision tools.

It is not a cost effective use of the time of your technical staff to start from scratch and try to become intimately knowledgeable about which precision tools must be used to repair each electrical connector, contact and terminal when DMC has already performed this task for the A-10.

AOG TIME CONSTRAINTS. Once the aircraft becomes inoperable because of a connector failure, it is imperative to be able to replace the connector, contact or terminal as quickly as possible to avoid loss of mission capability due to AOG. The DMC239CMOD1 kit supplies your staff with both the information and the tools necessary to make this type of repair to the A-10 in the shortest time possible.

THE DMC SOLUTION...

TOOLING RESEARCH. DMC has already researched the list of connectors for the A-10 and has identified the most common tools required to maintain the electrical connectors in the A-10. DMC has cross referenced these tools to the connectors, contacts and terminals, eliminating costly and time-consuming research which would otherwise have to be performed by your electrical technicians.

IMMEDIATE AVAILABILITY OF TOOLS AND TECHNICAL INFORMATION.

The DMC239CMOD1 kit contains all of the tooling to connector, contact and terminal cross reference information needed to support the A-10. In addition, the DMC239CMOD1 kit also contains illustrated operating instructions for the required tooling.

ALL IN ONE. Since all of these tools, together with their operating instructions, are contained in a single kit, the connector repair can be made in the shortest time possible, thus permitting a rapid return of your A-10 to service.



Actual Kit may vary from example shown.

GSA Schedule: GS-06F-0002M

DMC239CMOD1

DMC





















**DANIELS
MANUFACTURING
CORPORATION**

Tool kit supplied in 2 environmentally sealed fiberglass cases and includes:
Name Plate, Foam Pads/Inserts, Contents Charts, Instruction Charts, and Tool Selection Charts.

DANIELS MANUFACTURING CORP., 526 THORPE ROAD, ORLANDO, FL 32824, USA
PHONE (407) 855-6161 • FAX (407) 855-6884 • www.DMCTools.com • E-MAIL: DMC@DMCTools.com

DMC239CMOD1 A-10 MAINTENANCE KIT

For Electrical Connectors and Wiring Systems

DMC239CMOD1 TOOL AND ACCESSORY LIST		
	8	Crimp Tools
	5	Turret Heads
	22	Positioners
	4	Single Position Heads
	13	Metal Insertion Tools
	11	Metal Removal Tools
	118	Plastic Ins/Rem Tools
	4	Contact gages
	3	Unwired Contact Removal Tools w/ Probes
	1	Wire Cutter
	2	Wire Strippers
	3	In-Service Inspection Gage
	1	Die Removal Tool
	21	Die Sets
	1	Hex Wrench
	1	Banding Tool
	1	Band Removal Tool
	1	Calibration Fixture
	1	Roll-over Tool
	20	Termination Bands (1/4")

DMC239CMOD1 CONNECTOR COVERAGE	
MANUFACTURER	SERIES
MIL-C-25955	KM, KM-MK2
MIL-C-38999	I, II, III, IV
MIL-C-39012	RF Coaxial
MIL-C-5015	3450
MIL-C-81511	IV
MIL-C-81703	II
MIL-C-83723	I, II, III
MIL-S-81824	Environmental Splices
MIL-T-7928	Insulated Terminals/Splices
MIL-T-81714	Terminal Junctions
DOD/ONO89562	AIMS
Amphenol	48
Amphenol/Bendix	48, JT, LJT
Bendix Microwave	RF Coaxial
Burdny	Hyfen Bantam
Deutsch	DC, DS
ITT Cannon	DPX, KM-MK2
Kings	RF Coaxial
McGraw-Edison	Fire Detection Cable Assembly
Pyle-National	Phoenix
Trompeter	RF Coaxial
Tyco	Stratotherm

Tools contained in this kit have been selected based upon their suitability to service the related connector or contact indicated. Military Standard tools have been utilized wherever possible. These tools are not necessarily the production tools used to manufacture the aircraft and therefore, these tools may or may not correspond to the tools listed in the OEM wiring manual and/or the Chapter 20 Standard Wiring Practices Manual list of approved tooling.

TOOL KIT CONFIGURATION	
Type of Case	Portable
Number of Cases	2
Color	Green
Type of Construction	Fiberglass/Aluminum
Application	A-10A/A-10C
Coverage	Airframe Power Connectors
	Terminals size 12 AWG and Smaller
	Coaxial Connectors
Type of Inserts	Unicellular Polyethylene Foam with Die Cut Tool Cavities

GSA Schedule: GS-06F-0002M