

DMC2105 WIRING SYSTEM SERVICE KIT ***For the Bombardier Global 6000***

THE MAINTENANCE PROBLEM...

Complex Wiring Systems. Today's sophisticated aircraft and weaponry electronics have become increasingly more complex, and system operation critical.

Personnel Training. The technicians who must maintain these systems may not have current knowledge about all the various types of terminations and associated tooling needed to repair the vast number of interconnections which make up these systems.

Time Requirements. Once the system becomes inoperative, the pressure to return the system to operation does not permit the luxury of researching the answers to which tool is available.

THE DMC SOLUTION...

Research. DMC does all the necessary research to relieve this pressure to eliminate the guesswork and haphazard (trial-and-error) utilization of tools by developing detailed Tool Selection Charts which cross reference all the connectors with complete repair tool data.

Packaging. DMC then packages these Tool Selection Charts, Contents Charts, and Instruction Sheets with all the crimping tools, turret heads, dies, wire strippers, installing tools, removal tools and other accessories necessary to support the system in durable cases or rugged cabinets so the tools are properly organized and protected.

Ready Access. The technician now has ready access to the technical data and tools for reliable, cost-effective Total Wiring System Support.

Working Together. DMC can work with you to select or custom design the right Wiring System Service Kit to meet your individual requirements. After you have purchased a DMC Service Kit, our trained personnel are available with the information and tools you need to keep your kit up-to-date.

Efficient tool control and accountability starts with a DMC Wiring Service System Kit.



Actual Kit may vary from example shown.






















DMC2105

DMC **DANIELS**
MANUFACTURING
CORPORATION ®

DANIELS MANUFACTURING CORP., 526 THORPE ROAD, ORLANDO, FL 32824, USA
PHONE (407) 855-6161 • FAX (407) 855-6884 • www.DMCTools.com • E-MAIL: DMC@DMCTools.com

DMC2105 WIRING SYSTEM SERVICE KIT

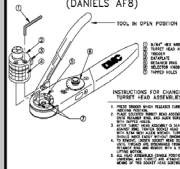
For the Bombardier Global 6000

DMC2105 TOOL AND ACCESSORY LIST		
	8	Crimp Tools
	3	Turret Heads
	13	Positioners
	1	Single Position Head
	2	Universal Positioners
	1	Universal Head
	8	Die Sets
	13	Metal Insertion Tools
	16	Metal Removal Tools
	38	Plastic Ins/Rem Tools
	4	Contact Gages
	3	Unwired Contact Removal Tools w/ Probes
	1	Die Removal Tool
	1	9/64" Hex Wrench
	1	In-Service Inspection Gage
	1	Wire Harness Spoon
	2	Wire Strippers
	1	Wire Cutter
	4	Coaxial Cable Strippers
	1	Cable Tie Tool
	1	Cable Tie Removal Tool

DATA PACKAGE

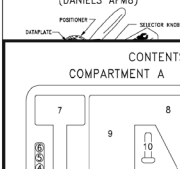
TOOL/ACCESSORY INSTRUCTION SHEET

M22520/1-01 CRIMP TOOL (DANIELS AF8)



TOOL IN OPEN POSITION

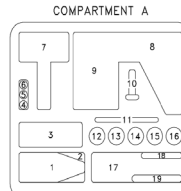
M22520/2-01 CRIMP TOOL (DANIELS AF8B)



POSITIONER SELECTOR KNIFE

CONTENTS CHART

COMPARTMENT A



CONTENTS CHART

ITEM DESCRIPTION

1	48-112 (DANIELS) WIRE STRIPPERS
2	48-112 (DANIELS) WIRE STRIPPERS
3	48-112 (DANIELS) WIRE STRIPPERS
4	48-112 (DANIELS) WIRE STRIPPERS
5	48-112 (DANIELS) WIRE STRIPPERS
6	48-112 (DANIELS) WIRE STRIPPERS
7	48-112 (DANIELS) WIRE STRIPPERS
8	48-112 (DANIELS) WIRE STRIPPERS
9	48-112 (DANIELS) WIRE STRIPPERS
10	48-112 (DANIELS) WIRE STRIPPERS
11	48-112 (DANIELS) WIRE STRIPPERS
12	48-112 (DANIELS) WIRE STRIPPERS
13	48-112 (DANIELS) WIRE STRIPPERS
14	48-112 (DANIELS) WIRE STRIPPERS
15	48-112 (DANIELS) WIRE STRIPPERS
16	48-112 (DANIELS) WIRE STRIPPERS
17	48-112 (DANIELS) WIRE STRIPPERS
18	48-112 (DANIELS) WIRE STRIPPERS
19	48-112 (DANIELS) WIRE STRIPPERS
20	48-112 (DANIELS) WIRE STRIPPERS
21	48-112 (DANIELS) WIRE STRIPPERS
22	48-112 (DANIELS) WIRE STRIPPERS
23	48-112 (DANIELS) WIRE STRIPPERS
24	48-112 (DANIELS) WIRE STRIPPERS
25	48-112 (DANIELS) WIRE STRIPPERS
26	48-112 (DANIELS) WIRE STRIPPERS
27	48-112 (DANIELS) WIRE STRIPPERS
28	48-112 (DANIELS) WIRE STRIPPERS
29	48-112 (DANIELS) WIRE STRIPPERS
30	48-112 (DANIELS) WIRE STRIPPERS
31	48-112 (DANIELS) WIRE STRIPPERS
32	48-112 (DANIELS) WIRE STRIPPERS
33	48-112 (DANIELS) WIRE STRIPPERS
34	48-112 (DANIELS) WIRE STRIPPERS
35	48-112 (DANIELS) WIRE STRIPPERS
36	48-112 (DANIELS) WIRE STRIPPERS
37	48-112 (DANIELS) WIRE STRIPPERS
38	48-112 (DANIELS) WIRE STRIPPERS
39	48-112 (DANIELS) WIRE STRIPPERS
40	48-112 (DANIELS) WIRE STRIPPERS
41	48-112 (DANIELS) WIRE STRIPPERS
42	48-112 (DANIELS) WIRE STRIPPERS
43	48-112 (DANIELS) WIRE STRIPPERS
44	48-112 (DANIELS) WIRE STRIPPERS
45	48-112 (DANIELS) WIRE STRIPPERS
46	48-112 (DANIELS) WIRE STRIPPERS
47	48-112 (DANIELS) WIRE STRIPPERS
48	48-112 (DANIELS) WIRE STRIPPERS
49	48-112 (DANIELS) WIRE STRIPPERS
50	48-112 (DANIELS) WIRE STRIPPERS

Actual Charts and Sheets may vary from examples shown.

NOTICE: Unless otherwise stated by DMC; tools contained in this kit have been selected based upon their suitability to service the related connector or contact indicated. Military Standard tools have been utilized wherever possible. These tools are not necessarily the production tools used to manufacture the vehicle and therefore, these tools may or may not correspond to the tools listed in the OEM wiring manual list of approved tooling. Verification Is Required.

TOOL KIT CONFIGURATION	
Type of Case	Portable
Number of Cases	2
Color	Yellow
Type of Construction	Polypropylene
Application	Custom Tool Kit
Coverage	Airframe Power Connectors
	Terminals size 12 AWG and Smaller
	Coaxial Connectors
Type of Inserts	Unicellular Polyethylene Foam with Silhouetted Tool Cavities

DANIELS MANUFACTURING CORP., 526 THORPE ROAD, ORLANDO, FL 32824, USA
 PHONE (407) 855-6161 • FAX (407) 855-6884 • www.DMCTools.com • E-MAIL: DMC@DMCTools.com

COPYRIGHT © 2017 Daniels Manufacturing Corp. ALL RIGHTS RESERVED

10/17 DMC2105-SL