

DMC205 WIRING SYSTEM SERVICE KIT

For the CESSNA CITATION I and II

THE MAINTENANCE PROBLEM...



Modern aircraft, such as the Cessna Citation I and II, have complicated electrical wiring systems containing many different connectors, contacts and terminals, the repair of which require precision tools.

It is not a cost effective use of the time of your technical staff to start from scratch and try to become intimately knowledgeable about which precision tools must be used to repair each electrical connector, contact and terminal when DMC has already performed this task for the Cessna Citation I and II.

AOG TIME CONSTRAINTS. Once the aircraft becomes inoperable because of a connector failure, it is imperative to be able to replace the connector, contact or terminal as quickly as possible to avoid revenue loss due to AOG. The DMC205 kit supplies your staff with both the information and the tools necessary to make this type of repair to the Cessna Citation I and II in the shortest time possible.

THE DMC SOLUTION...

TOOLING RESEARCH. DMC has already researched the list of connectors for the Cessna Citation I and II and has identified the most common tools required to maintain the electrical connectors. DMC has cross referenced tools to the connectors, contacts and terminals eliminating costly and time-consuming research which would otherwise have to be performed by your local technicians.

IMMEDIATE AVAILABILITY OF TOOLS AND TECHNICAL INFORMATION. The DMC205 kit contains the tooling to connector, contact and terminal cross reference information which indicate the particular tool(s) that should be selected to repair a specific connector, contact, or terminal. In addition, the kit also contains illustrated operating instructions for the required tooling.

ALL IN ONE. Since these tools, together with their operating instructions, are contained in a single kit, the connector repair can be made in the shortest time possible, thus permitting a rapid return of your aircraft to service. Tool kit supplied in an environmentally sealed fiberglass case and includes: Name Plate, Foam Pads/Inserts, Contents Charts, Instruction Charts, and Tool Selection Charts.







DMC205

DMC DANIELS
MANUFACTURING
CORPORATION

DANIELS MANUFACTURING CORP., 526 THORPE ROAD, ORLANDO, FL 32824, USA
PHONE (407) 855-6161 • FAX (407) 855-6884 • www.DMCTools.com • E-MAIL: DMC@DMCTools.com

DMC205 WIRING SYSTEM SERVICE KIT

For the CESSNA CITATION I and II

| DMC205 TOOL AND ACCESSORY LIST | | |
|---|----|---|
|  | 4 | Crimp Tools |
|  | 7 | Positioners |
|  | 3 | Turret Heads |
|  | 5 | Die Sets |
|  | 1 | Universal Turret Head |
|  | 2 | In-Service Inspection Gages |
|  | 10 | Metal Insertion Tools |
|  | 15 | Metal Removal Tools |
|  | 50 | Plastic Ins/Rem Tools |
|  | 4 | Contact gages |
|  | 2 | Unwired Contact Removal Tools w/ Probes |
|  | 1 | Wire Cutter |
|  | 2 | Wire Strippers |
|  | 1 | Die Removal Tool |
|  | 1 | Hex Wrench |
| | 1 | Soldering Iron & Soldering Tip |

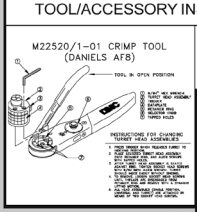
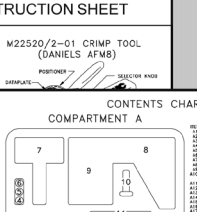
| DMC205 CONNECTOR COVERAGE | |
|---------------------------|-----------------------------------|
| MANUFACTURER | SERIES |
| AMP | M Series, RF Coaxial |
| Amphenol RF | RF Coaxial |
| Bendix | JT, PT-SE Series |
| Collins Radio | Thin-Line |
| Deutsch | 450, 460, 75000, DBA, DS, RM, TSE |
| ITT Cannon | D*M, D*C, D*SM, DPXMA, KJ, KPTM |
| MIL-C-26482 | Series 1 |
| MIL-C-26500 | Firewall Connectors |
| MIL-C-5015 | 3100 Series (Solder) |
| MIL-T-7928 | Insulated Terminals/Splices |

Tools contained in this kit have been selected based upon their suitability to service the related connector or contact indicated. Military Standard tools have been utilized wherever possible. These tools are not necessarily the production tools used to manufacture the aircraft and therefore, these tools may or may not correspond to the tools listed in the OEM wiring manual and/or the Chapter 20 Standard Wiring Practices Manual list of approved tooling.

| TOOL KIT CONFIGURATION | |
|------------------------|--|
| Type of Case | Portable |
| Number of Cases | 1 |
| Color | Black |
| Type of Construction | Fiberglass/Aluminum |
| Application | Cessna Citation I & II |
| Coverage | Airframe Connectors |
| | Terminals size 12 AWG and Smaller |
| | Coaxial Connectors |
| Type of Inserts | Unicellular Polyethylene Foam with Die Cut Tool Cavities |

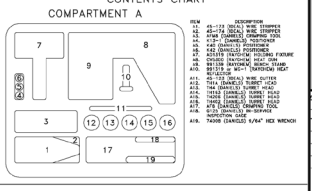
DATA PACKAGE

TOOL/ACCESSORY INSTRUCTION SHEET





CONTENTS CHART

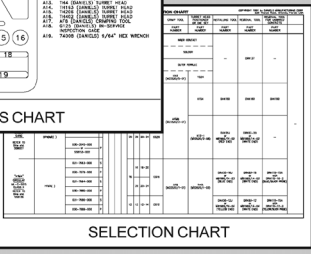
COMPARTMENT A



CONTENTS CHART



SELECTION CHART



Actual Charts and Sheets may vary from examples shown.