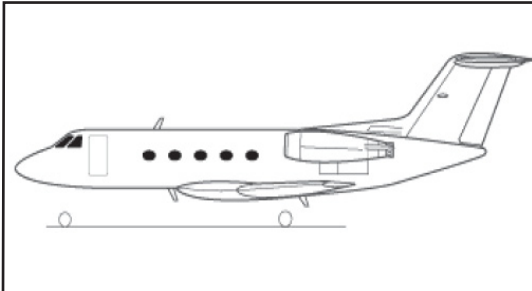


DMC197 WIRING SYSTEM SERVICE KIT

For the GULFSTREAM II



DMC197 for the Gulfstream II

THE MAINTENANCE PROBLEM...

Modern aircraft, such as the Gulfstream II, have complicated electrical wiring systems containing many different connectors, contacts and terminals, the repair of which require precision tools.

It is not a cost effective use of the time of your technical staff to start from scratch and try to become intimately knowledgeable about which precision tools must be used to repair each electrical connector, contact and terminal when DMC has already performed this task for the Gulfstream II.

AOG TIME CONSTRAINTS. Once the aircraft becomes inoperable because of a connector failure, it is imperative to be able to replace the connector, contact or terminal as quickly as possible to avoid revenue loss due to AOG. The DMC197 kit supplies your staff with both the information and the tools necessary to make this type of repair to the Gulfstream II in the shortest time possible.

THE DMC SOLUTION...

TOOLING RESEARCH. DMC has already researched the list of connectors for the Gulfstream II and has identified the most common tools required to maintain the electrical connectors in the Gulfstream II. DMC has cross referenced tools to the connectors, contacts and terminals eliminating costly and time-consuming research which would otherwise have to be performed by your local technicians.

IMMEDIATE AVAILABILITY OF TOOLS AND TECHNICAL INFORMATION. The DMC197 kit contains the tooling to connector, contact and terminal cross reference information which indicate the particular tool(s) that should be selected to repair a specific connector, contact, or terminal. In addition, the kit also contains illustrated operating instructions for the required tooling.

ALL IN ONE. Since these tools, together with their operating instructions, are contained in a single kit, the connector repair can be made in the shortest time possible, thus permitting a rapid return of your aircraft to service. Tool kit supplied in 1 steel case and includes: Name Plate, Foam Pads/Inserts, Contents Charts, Instruction Charts, and Tool Selection Charts.



Actual Kit may vary from example shown.













DMC197

DMC **DANIELS**
MANUFACTURING
CORPORATION ®

DANIELS MANUFACTURING CORP., 526 THORPE ROAD, ORLANDO, FL 32824, USA
PHONE (407) 855-6161 • FAX (407) 855-6884 • www.DMCTools.com • E-MAIL: DMC@DMCTools.com

DMC197 WIRING SYSTEM SERVICE KIT

For the GULFSTREAM II

DMC197 TOOL AND ACCESSORY LIST		
	2	Crimp Tools
	8	Positioners
	3	Die Sets
	5	Metal Insertion Tools
	7	Metal Removal Tools
	35	Plastic/Metal Ins/Rem Tools
	3	Contact gages
	2	Unwired Contact Removal Tools w/ Probes
	1	Wire Cutter
	1	In-Service Inspection Gage
	1	Die Removal Tool
	1	Wire Stripper
	1	Soldering Iron & Tip

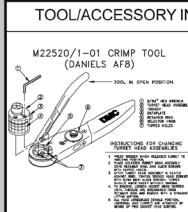
DMC197 CONNECTOR COVERAGE	
MANUFACTURER	SERIES
AMP	RME, PIDG
Amphenol Aerospace	48
Bendix	JT
ITT Cannon	D*C, DPXMA, KPSE
Deutsch	DBA, TJ, 450/460
MIL-T-7928	Insulated Terminals & Splices
MIL-C-26482	I
MIL-C-26482	II
MIL-C-26500	Firewall
MIL-C-38999	2

Tools contained in this kit have been selected based upon their suitability to service the related connector or contact indicated. Military Standard tools have been utilized wherever possible. These tools are not necessarily the production tools used to manufacture the aircraft and therefore, these tools may or may not correspond to the tools listed in the OEM wiring manual and/or the Chapter 20 Standard Wiring Practices Manual list of approved tooling.

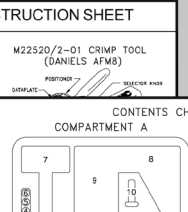
TOOL KIT CONFIGURATION	
Type of Case	Portable
Number of Cases	1
Color	Gray
Type of Construction	Steel
Application	Gulfstream II
Coverage	Airframe Power Connectors
	Terminals size 12 AWG and Smaller
	Coaxial Connectors
Type of Inserts	Unicellular Polyethylene Foam with Die Cut Tool Cavities

DATA PACKAGE

TOOL/ACCESSORY INSTRUCTION SHEET

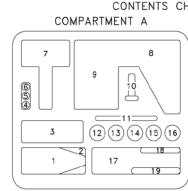


M22520/2-01 CRIMP TOOL (DANIELS AFM8)

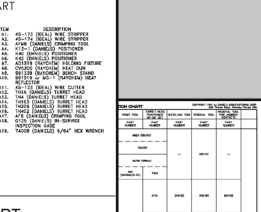


CONTENTS CHART

COMPARTMENT A



CONTENTS CHART



Actual Charts and Sheets may vary from examples shown.

SELECTION CHART

ITEM	DESCRIPTION	QTY	UNIT	REMARKS
1	M22520/1-01 CRIMP TOOL (DANIELS AF8)	2	EA	
2	M22520/2-01 CRIMP TOOL (DANIELS AFM8)	2	EA	
3	POSITIONERS	8	EA	
4	DIE SETS	3	EA	
5	METAL INSERTION TOOLS	5	EA	
6	METAL REMOVAL TOOLS	7	EA	
7	PLASTIC/METAL INS/REM TOOLS	35	EA	
8	CONTACT GAGES	3	EA	
9	UNWIRED CONTACT REMOVAL TOOLS W/ PROBES	2	EA	
10	WIRE CUTTER	1	EA	
11	IN-SERVICE INSPECTION GAGE	1	EA	
12	DIE REMOVAL TOOL	1	EA	
13	WIRE STRIPPER	1	EA	
14	SOLDERING IRON & TIP	1	EA	