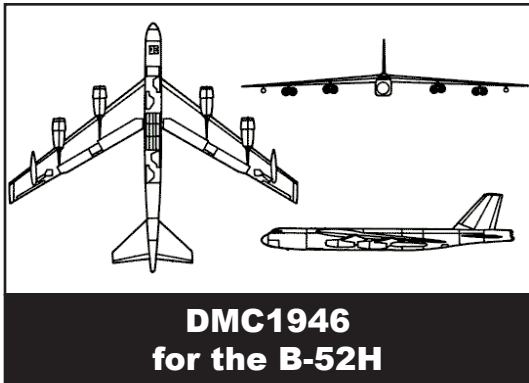


DMC1946 WIRING SYSTEM SERVICE KIT

For the B-52H



THE MAINTENANCE PROBLEM...

Modern aircraft, such as the B-52H, have complicated electrical wiring systems containing many different connectors, contacts and terminals, the repair of which require precision tools.

It is not a cost effective use of the time of your technical staff to start from scratch and try to become intimately knowledgeable about which precision tools must be used to repair each electrical connector, contact and terminal when DMC has already performed this task for the B-52H.

AOG TIME CONSTRAINTS. Once the aircraft becomes inoperable because of a connector failure, it is imperative to be able to replace the connector, contact or terminal as quickly as possible to avoid revenue loss due to AOG. The DMC1946 kit supplies your staff with both the information and the tools necessary to make this type of repair to the B-52H in the shortest time possible.

THE DMC SOLUTION...

TOOLING RESEARCH. DMC has already researched the list of connectors for the B-52H and has identified the most common tools required to maintain the electrical connectors. DMC has cross referenced tools to the connectors, contacts and terminals eliminating costly and time-consuming research which would otherwise have to be performed by your local technicians.

IMMEDIATE AVAILABILITY OF TOOLS AND TECHNICAL INFORMATION. The DMC1946 kit contains the tooling to connector, contact and terminal cross reference information which indicate the particular tool(s) that should be selected to repair a specific connector, contact, or terminal. In addition, the kit also contains illustrated operating instructions for the required tooling.

ALL IN ONE. Since these tools, together with their operating instructions, are contained in a single kit, the connector repair can be made in the shortest time possible, thus permitting a rapid return of your aircraft to service. Tool kit supplied in 2 environmentally sealed High Impact Co-Polymer cases and includes: Name Plate, Foam Pads/Inserts, Contents Charts, Instruction Charts, and Tool Selection Charts.



Actual Kit may vary from example shown.


















DMC1946

DMC **DANIELS** [®]
MANUFACTURING
CORPORATION

DANIELS MANUFACTURING CORP., 526 THORPE ROAD, ORLANDO, FL 32824, USA
PHONE (407) 855-6161 • FAX (407) 855-6884 • www.DMCTools.com • E-MAIL: DMC@DMCTools.com

DMC1946 WIRING SYSTEM SERVICE KIT

For the B-52H

DMC1946 TOOL AND ACCESSORY LIST		
	5	Crimp Tools
	5	Turret Heads
	6	Positioners
	2	Single Position Heads
	1	Universal Turret Head
	6	Die Sets
	10	Metal Insertion Tools
	10	Metal Removal Tools
	53	Plastic Ins/Rem Tools
	4	Contact gages
	3	Unwired Contact Removal Tools w/ Probes
	1	Wire Cutter
	2	Wire Strippers
	3	In-Service Inspection Gages
	1	Die Removal Tool
	1	Hex Wrench
	1	Wire Harness Spoon
	2	T-Handle Wrenches
	2	Strap Wrenches
	1	Soft-Jaw Pliers
	31	Adaptor Tools

DMC1946 CONNECTOR COVERAGE	
MANUFACTURER	SERIES
MIL-DTL-26482	2
MIL-DTL-38999	1, 2 & 3
MIL-DTL-83723	3
MIL-C-39012	RF Coaxial, BNC & N
MIL-C-5015	3450
M55116	Audio Plug
MS25036	Insulated Terminals
Amphenol	BP-CE
Amphenol RF	BNC, N Coax
Amphenol AO	LJT, RJ Field, TV
ITT Cannon	KM-MK2, KJA, & NT
TE	CTJ

TOOL KIT CONFIGURATION	
Type of Case	Portable
Number of Cases	2
Color	Black
Type of Construction	High Impact Co-Polymer
Application	B-52H
Coverage	Airframe Power Connectors
	Terminals size 12 AWG and Smaller
	Coaxial Connectors
Type of Inserts	Unicellular Polyethylene Foam with Die Cut Tool Cavities

NOTICE: Unless otherwise stated by DMC; tools contained in this kit have been selected based upon their suitability to service the related connector or contact indicated. Military Standard tools have been utilized wherever possible. These tools are not necessarily the production tools used to manufacture the aircraft and therefore, these tools may or may not correspond to the tools listed in the OEM wiring manual and/or the Chapter 20 Standard Wiring Practices Manual list of approved tooling. Verification Is Required.