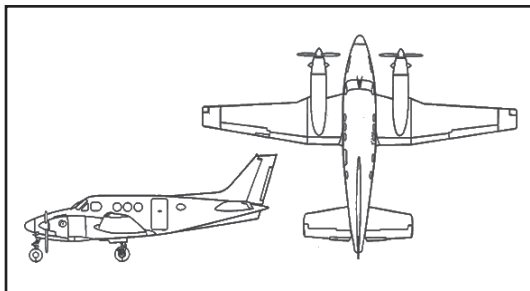


# **DMC1940 WIRING SYSTEM SERVICE KIT**

## **For the T-44 Rewire, Rev 5 (Avionics System Upgrade)**



**DMC1940 for the T-44  
Rewire, Rev 5**

### **THE MAINTENANCE PROBLEM...**

Modern aircraft, such as the T-44, have complicated electrical wiring systems containing many different connectors, contacts and terminals, the repair of which require precision tools.

### **THE DMC SOLUTION...**

#### **IMMEDIATE AVAILABILITY OF TOOLS AND TECHNICAL INFORMATION.**

The DMC1940 T-44 Rewire, Rev 5 Kit provides, in a single, well organized location, the tools necessary to crimp, install and remove the new contacts and terminals included in the T-44 Rewire, Rev 5 Avionics System Upgrade.

**ALL IN ONE.** Since these tools, together with their operating instructions, are contained in a single kit, the connector repair can be made in the shortest time possible, thus permitting a rapid return of your aircraft to service. Tool kit supplied in 1 Twelve-Drawer roller cabinet and includes: Name Plate, Foam Pads/Inserts, Contents Charts, and Instruction Charts.

**NOTICE:** Whenever possible, DMC designs its commercial kits around MIL-Spec and/or readily available commercial tools compatible with the components of the wiring system. These tools may not necessarily be the tools listed in an aircraft manufacturer's Chapter 20.



Actual Kit may vary from example shown.











**DMC1940**

**DMC** **DANIELS**  
**MANUFACTURING**  
**CORPORATION**

DANIELS MANUFACTURING CORP., 526 THORPE ROAD, ORLANDO, FL 32824, USA  
PHONE (407) 855-6161 • FAX (407) 855-6884 • [www.DMCTools.com](http://www.DMCTools.com) • E-MAIL: [DMC@DMCTools.com](mailto:DMC@DMCTools.com)

# DMC1940 WIRING SYSTEM SERVICE KIT

## For the T-44 Rewire, Rev 5 (Avionics System Upgrade)

DMC1940 TOOL AND ACCESSORY LIST		
	13	Crimp Tools
	4	Turret Heads
	2	Positioners
	1	Single Position Heads
	3	Die Sets
	6	Metal Insertion Tools
	11	Metal Removal Tools
	1	In-Service Inspection Gage
	1	Die Removal Tool
	1	Hex Wrench
	3	Hydraulic Crimp Tool
	6	Die Set (Hydraulic)
	1	Pneumatic Crimp Tool
	1	Die Assembly (Pneumatic)
	1	Locator (Pneumatic)

TOOL KIT CONFIGURATION	
Type of Case	12-Drawer Tool Cabinet
Number of Cases	1
Color	Brown
Type of Construction	Steel
Application	T-44 Rewire, Rev 5
Coverage	Airframe Power Connectors
	Terminals size 1/0 AWG and Smaller
	Coaxial Connectors
Type of Inserts	Unicellular Polyethylene Foam with Die Cut Tool Cavities

NOTICE: Unless otherwise stated by DMC; tools contained in this kit have been selected based upon their suitability to service the related connector or contact indicated. Military Standard tools have been utilized wherever possible. These tools are not necessarily the production tools used to manufacture the aircraft and therefore, these tools may or may not correspond to the tools listed in the OEM wiring manual and/or the Chapter 20 Standard Wiring Practices Manual list of approved tooling. Verification Is Required.