

# DMC1923R WIRING SYSTEM SERVICE KIT

## For the HH-65C/MH-65C



### THE MAINTENANCE PROBLEM...

Modern aircraft, such as the HH-65C/MH-65C, have complicated electrical wiring systems containing many different connectors, contacts and terminals, the repair of which require precision tools.

It is not a cost effective use of the time of your technical staff to start from scratch and try to become intimately knowledgeable about which precision tools must be used to repair each electrical connector, contact and terminal when DMC has already performed this task for the HH-65C/MH-65C.

**AOG TIME CONSTRAINTS.** Once the aircraft becomes inoperable because of a connector failure, it is imperative to be able to replace the connector, contact or terminal as quickly as possible to avoid revenue loss due to AOG. The DMC1923R kit supplies your staff with both the information and the tools necessary to make this type of repair to the HH-65C/MH-65C in the shortest time possible.

### THE DMC SOLUTION...

**TOOLING RESEARCH.** DMC has already researched the list of connectors for the HH-65C/MH-65C and has identified the most common tools required to maintain the electrical connectors. DMC has cross referenced tools to the connectors, contacts and terminals eliminating costly and time-consuming research which would otherwise have to be performed by your local technicians.

**IMMEDIATE AVAILABILITY OF TOOLS AND TECHNICAL INFORMATION.** The DMC1923R kit contains the tooling to connector, contact and terminal cross reference information which indicate the particular tool(s) that should be selected to repair a specific connector, contact, or terminal. In addition, the kit also contains illustrated operating instructions for the required tooling.

**ALL IN ONE.** Since these tools, together with their operating instructions, are contained in a single kit, the connector repair can be made in the shortest time possible, thus permitting a rapid return of your aircraft to service. Tool kit supplied in 1 seven drawer roller cabinet and includes: Name Plate, Foam Pads/Inserts, Contents Charts, Instruction Charts, and Tool Selection Charts.



Actual Kit may vary from example shown.


















**DMC1923R**

**DMC** **DANIELS**  
**MANUFACTURING**  
**CORPORATION**®

DANIELS MANUFACTURING CORP., 526 THORPE ROAD, ORLANDO, FL 32824, USA  
PHONE (407) 855-6161 • FAX (407) 855-6884 • [www.DMCTools.com](http://www.DMCTools.com) • E-MAIL: [DMC@DMCTools.com](mailto:DMC@DMCTools.com)

# DMC1923R WIRING SYSTEM SERVICE KIT

## For the HH-65C/MH-65C

DMC1923R TOOL AND ACCESSORY LIST		
	6	Crimp Tools
	6	Turret Heads
	10	Positioners
	7	Die Sets
	12	Metal Insertion Tools
	14	Metal Removal Tools
	90	Plastic Ins/Rem Tools
	4	Contact gages
	3	Unwired Contact Removal Tools w/ Probes
	1	Wire Cutter
	2	Wire Strippers
	1	In-Service Inspection Gage
	1	Die Removal Tool
	1	Hex Wrench
	1	Wire Harness Spoon
	2	T-Handle Wrench
	44	Adaptor Tool
	2	Module Removal Tools
	810	Spare Contacts

DMC1923R CONNECTOR COVERAGE	
MANUFACTURER	SERIES
MIL-C-24308	D-SUB
MIL-C-26482	I & II
MIL-C-26500	Firewall Connectors
MIL-C-38999	I, II, III
MIL-C-39012	RF Coaxial
MIL-C-5015	3450
MIL-C-83723	III
MIL-T-81714	Terminal Junctions & Modules
Air LB	Terminal Junctions & Modules
Amphenol	TV
Burndy	Hyfen-Bantam
Delta Electronics	RF Coaxial
Deutsch	DS
EMTEQ	RF Coaxial
ITT Cannon	D*C, DPX2MA, DPX2ME, DPXBME
Kings	RF Coaxial
ONO	AIMS
Positronics	SGMC
Rockwell Collins	Thin-Line
Souriau	DHS
Tyco	MATE-N-LOK

TOOL KIT CONFIGURATION	
Type of Case	7 Drawer Roll Around Cabinet
Number of Cases	1
Color	Red
Type of Construction	Steel
Application	HH-65C/MH-65C
Coverage	Airframe Power Connectors
	Terminals size 12 AWG and Smaller
	Coaxial Connectors
Type of Inserts	Unicellular Polyethylene Foam with Die Cut Tool Cavities

NOTICE: Unless otherwise stated by DMC; tools contained in this kit have been selected based upon their suitability to service the related connector or contact indicated. Military Standard tools have been utilized wherever possible. These tools are not necessarily the production tools used to manufacture the aircraft and therefore, these tools may or may not correspond to the tools listed in the OEM wiring manual and/or the Chapter 20 Standard Wiring Practices Manual list of approved tooling. Verification Is Required.