

DMC1898 WIRING SYSTEM SERVICE KIT

For the Gulfstream G650



THE MAINTENANCE PROBLEM...

Modern aircraft, such as the Gulfstream G650, have complicated electrical wiring systems containing many different connectors, contacts and terminals, the repair of which require precision tools.

It is not a cost effective use of the time of your technical staff to start from scratch and try to become intimately knowledgeable about which precision tools must be used to repair each electrical connector, contact and terminal when DMC has already performed this task for the Gulfstream G650.

AOG TIME CONSTRAINTS. Once the aircraft becomes inoperable because of a connector failure, it is imperative to be able to replace the connector, contact or terminal as quickly as possible to avoid revenue loss due to AOG. The DMC1898 kit supplies your staff with both the information and the tools necessary to make this type of repair to the Gulfstream G650 in the shortest time possible.

THE DMC SOLUTION...

TOOLING RESEARCH. DMC has already researched the list of connectors for the Gulfstream G650 and has identified the most common tools required to maintain the electrical connectors. DMC has cross referenced tools to the connectors, contacts and terminals eliminating costly and time-consuming research which would otherwise have to be performed by your local technicians.

IMMEDIATE AVAILABILITY OF TOOLS AND TECHNICAL INFORMATION. The DMC1898 kit contains the tooling to connector, contact and terminal cross reference information which indicate the particular tool(s) that should be selected to repair a specific connector, contact, or terminal. In addition, the kit also contains illustrated operating instructions for the required tooling.

ALL IN ONE. Since these tools, together with their operating instructions, are contained in a single kit, the connector repair can be made in the shortest time possible, thus permitting a rapid return of your aircraft to service. Tool kit supplied in 2 environmentally sealed polypropylene cases and includes: Name Plate, Foam Pads/Inserts, Contents Charts, Instruction Charts, and Tool Selection Charts.



Actual Kit may vary from example shown.



















DMC1898

DMC DANIELS
MANUFACTURING
CORPORATION

DANIELS MANUFACTURING CORP., 526 THORPE ROAD, ORLANDO, FL 32824, USA
PHONE (407) 855-6161 • FAX (407) 855-6884 • www.dmctools.com • E-MAIL: DMC@dmctools.com

DMC1898 WIRING SYSTEM SERVICE KIT

For the Gulfstream G650

DMC1898 TOOL AND ACCESSORY LIST		
	10	Crimp Tools
	3	Turret Heads
	17	Positioners
	3	Single Position Heads
	10	Die Sets
	9	Metal Insertion Tools
	13	Metal Removal Tools
	91	Plastic Ins/Rem Tools
	4	Contact gages
	3	Unwired Contact Removal Tools w/ Probes
	1	Wire Cutter
	2	Wire Strippers
	4	In-Service Inspection Gage
	1	Die Removal Tool
	1	Hex Wrench
	1	Wire Harness Spoon
	1	Banding Tool
	20	Replacement Bands
	1	Rollover Tool
	1	Band Tool Calibration Fixture
	1	Band Removal Tool
	1	Illuminated Magnifier
	1	X-Acto Knife
	1	Cable Tie Removal Tool
	3	Metal Insertion/Removal Tools
	1	Spigot Wrench
	1	Hex Key Set

DMC1898 CONNECTOR COVERAGE	
MANUFACTURER	SERIES
AS50151	3450
MIL-DTL-12883	Plug-in Sockets
MIL-DTL-24308	D-SUB
MIL-PRF-38999	I, II, III
MIL-C-81511	III
MIL-T-81714	Terminal Junctions
GAC Standards	835
ARTEX	Remote Switch
Amphenol	JT, LJ, ESC30
Deutsch	HD, ACT, DTS, CTS
ITT Cannon	D-SUB, BKAD/E/F
Positronics Ind.	D-SUB
Pic Wire and Cable	RF Coaxial
TE (Tyco/Amp)	Mate-N-Lok
Tri-Star	Various Contacts
Radiall	EPX, NSX

NOTICE: Unless otherwise stated by DMC; tools contained in this kit have been selected based upon their suitability to service the related connector or contact indicated. Military Standard tools have been utilized wherever possible. These tools are not necessarily the production tools used to manufacture the aircraft and therefore, these tools may or may not correspond to the tools listed in the OEM wiring manual and/or the Chapter 20 Standard Wiring Practices Manual list of approved tooling. Verification Is Required.

TOOL KIT CONFIGURATION	
Type of Case	Portable
Number of Cases	2
Color	Yellow
Type of Construction	Polypropylene
Application	Gulfstream G650
Coverage	Airframe Power Connectors
	Terminals size 12 AWG and Smaller
	Coaxial Connectors
Type of Inserts	Unicellular Polyethylene Foam with Silhouetted Tool Cavities