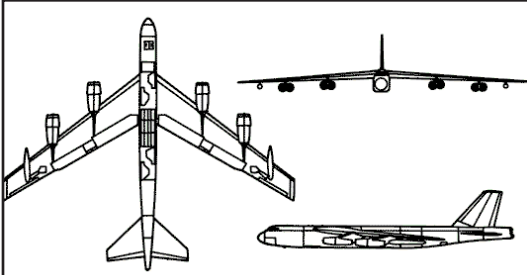


DMC1843 WIRING SYSTEM SERVICE KIT

For The AN/ALQ 117/172 B-52



DMC1843 for the AN/ALQ 117/172 B-52 "O" Level

THE MAINTENANCE PROBLEM...

Modern electrical wiring systems, such as the AN/ALQ 117/172, contain many different connectors, contacts and terminals, the repair of which require precision tools.

It is not a cost effective use of the time of your technical staff to start from scratch and try to become intimately knowledgeable about which precision tools must be used to repair each electrical connector, contact and terminal. DMC has already performed this task for you.

TIME CONSTRAINTS. Once the electrical wiring systems becomes inoperable because of a connector failure, it is imperative to be able to replace the connector, contact or terminal as quickly as possible to avoid loss of mission capability. The DMC1843 kit supplies your staff with both the information and the tools necessary to make this type of repair in the shortest time possible.

THE DMC SOLUTION...

TOOLING RESEARCH. DMC has already researched the list of connectors for the AN/ALQ 117/172 and has identified the most common tools required to maintain the electrical connectors. DMC has cross referenced these tools to the connectors, contacts and terminals, eliminating costly and time-consuming research which would otherwise have to be performed by your electrical technicians.

IMMEDIATE AVAILABILITY OF TOOLS AND TECHNICAL INFORMATION. The DMC1843 kit contains all of the tooling to connector, contact and terminal cross reference information needed to support the AN/ALQ 117/172. In addition, the DMC1843 kit also contains illustrated operating instructions for the required tooling.

ALL IN ONE. Since all of these tools, together with their operating instructions, are contained in a single kit, the connector repair can be made in the shortest time possible, thus permitting a rapid return of your AN/ALQ 117/172 to service.



Actual Kit may vary from example shown.

DMC1843













DMC DANIELS
MANUFACTURING
CORPORATION

Tool kit supplied in 2 environmentally sealed fiberglass cases and includes:
Name Plate, Foam Pads/Inserts,
Contents Charts, Instruction Charts,
and Tool Selection Charts.

DANIELS MANUFACTURING CORP., 526 THORPE ROAD, ORLANDO, FL 32824, USA
PHONE (407) 855-6161 • FAX (407) 855-6884 • www.DMCTools.com • E-MAIL: DMC@DMCTools.com

DMC1843 WIRING SYSTEM SERVICE KIT

For The AN/ALQ 117/172 B-52

DMC1843 TOOL AND ACCESSORY LIST		
	9	Crimp Tools
	1	Turret Head
	10	Positioners
	3	Single Position Heads
	2	Die Sets
	9	Metal Insertion Tools
	11	Metal Removal Tools
	40	Plastic Ins/Rem Tools
	4	Contact gages
	1	Unwired Contact Removal Tool w/ Probes
	2	Wire Strippers
	1	In-Service Inspection Gage
	1	Die Removal Tool
	1	Hex Wrench
	2	T-Handle Wrench
	2	Strap Wrench
	13	Adaptor Tool
	2	Manual Banding Tools
	20	Termination Bands
	1	Adjustment Wrench
	1	Band Removal Tool
	2	Roll-Over Tools

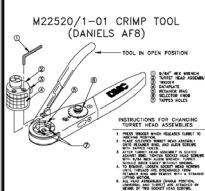
DMC1843 CONNECTOR COVERAGE	
MANUFACTURER	SERIES
MIL-C-38999	I, II, III
MIL-S-81824	Environmental Splices
MIL-STD-1760	

TOOL KIT CONFIGURATION	
Type of Case	Portable
Number of Cases	2
Color	Yellow
Type of Construction	Fiberglass/Aluminum
Application	AN/ALQ 117/172 B-52 "O" Level
Coverage	Airframe Power Connectors
	Terminals size 12 AWG and Smaller
	Coaxial Connectors
Type of Inserts	Unicellular Polyethylene Foam with Die Cut Tool Cavities

NOTICE: Unless otherwise stated by DMC; tools contained in this kit have been selected based upon their suitability to service the related connector or contact indicated. Military Standard tools have been utilized wherever possible. These tools are not necessarily the production tools used to manufacture the aircraft and therefore, these tools may or may not correspond to the tools listed in the OEM wiring manual and/or the Chapter 20 Standard Wiring Practices Manual list of approved tooling. Verification Is Required.

DATA PACKAGE

TOOL/ACCESSORY INSTRUCTION SHEET

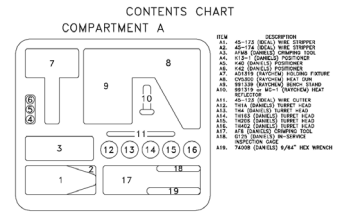


M22520/1-01 CRIMP TOOL (DANIELS AF8)

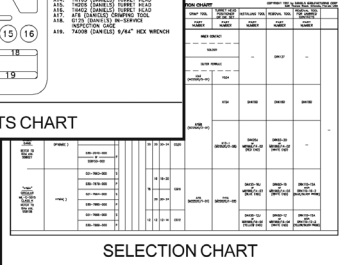
M22520/2-01 CRIMP TOOL (DANIELS AF8)

CONTENTS CHART

COMPARTMENT A



CONTENTS CHART



SELECTION CHART

Actual Charts and Sheets may vary from examples shown.