

DMC1521 WIRING SYSTEM SERVICE KIT

For the ERJ-170/190



THE MAINTENANCE PROBLEM...

Modern aircraft, such as the ERJ-170/190, have complicated electrical wiring systems containing many different connectors, contacts and terminals, the repair of which require precision tools.

It is not a cost effective use of the time of your technical staff to start from scratch and try to become intimately knowledgeable about which precision tools must be used to repair each electrical connector, contact and terminal when DMC has already performed this task for the ERJ-170/190.

AOG TIME CONSTRAINTS. Once the aircraft becomes inoperable because of a connector failure, it is imperative to be able to replace the connector, contact or terminal as quickly as possible to avoid revenue loss due to AOG. The DMC1521 kit supplies your staff with both the information and the tools necessary to make this type of repair to the ERJ-170/190 in the shortest time possible.

THE DMC SOLUTION...

TOOLING RESEARCH. DMC has already researched the list of connectors for the ERJ-170/190 and has identified the most common tools required to maintain the electrical connectors in the ERJ-170/190. DMC has cross referenced these tools to the connectors, contacts and terminals, eliminating costly and time-consuming research which would otherwise have to be performed by your electrical technicians.

IMMEDIATE AVAILABILITY OF TOOLS AND TECHNICAL INFORMATION. The DMC1521 kit contains all of the tooling to connector, contact and terminal cross reference information needed to support the ERJ-170/190. In addition, the DMC1521 kit also contains illustrated operating instructions for the required tooling.

ALL IN ONE. Since all of these tools, together with their operating instructions, are contained in a single kit, the connector repair can be made in the shortest time possible, thus permitting a rapid return of your ERJ-170/190 to service. Tool kit supplied in 2 environmentally sealed yellow polyethylene cases and includes: Name Plate, Foam Pads/Inserts, Contents Charts, Instruction Charts, and Tool Selection Charts.




















DMC1521

DMC DANIELS
MANUFACTURING
CORPORATION®

DANIELS MANUFACTURING CORP., 526 THORPE ROAD, ORLANDO, FL 32824, USA
PHONE (407) 855-6161 • FAX (407) 855-6884 • www.DMCTools.com • E-MAIL: DMC@DMCTools.com

DMC1521 WIRING SYSTEM SERVICE KIT

For the ERJ-170/190

DMC1521 TOOL AND ACCESSORY LIST		
	11	Crimp Tools
	3	Turret Heads
	1	Universal Head
	5	Single Position Heads
	11	Positioners
	15	Metal Insertion Tools
	17	Metal Removal Tools
	78	Plastic Ins/Rem Tools
	4	Contact gages
	2	Unwired Contact Removal Tools w/ Probes
	1	Cable T-Cutter
	2	Wire Strippers
	3	Coaxial Cable Strippers
	5	In-Service Inspection Gage
	1	Die Removal Tool
	11	Die Sets
	1	Hex Wrench

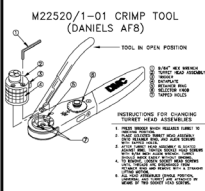
DMC1521 CONNECTOR COVERAGE	
MANUFACTURER	SERIES
AMP	MR Series
Amphenol RF	RF Coaxial, 48 Series, TVS
Burndy	MB12 Series
Electronic Cable Spec	RF Coaxial
Allied Signal/Kings Radio	Avionic Connectors
G & H Technology	807 Series
Itt Cannon	BKA, DPX
Molex	.093" Power Connectors
Positronics	Combo-D, Densi-D, Rahpso-D
Radiall	Arinc 600, EPX
MIL-C-24308	Rectangular Rack and Panel
MIL-C-26482	Series 2
MIL-C-38999	Series 1, 2, 3
MIL-C-5015	Series 3450
MIL-C-83723	Series 3

Tools contained in this kit have been selected based upon their suitability to service the related connector or contact indicated. Military Standard tools have been utilized wherever possible. These tools are not necessarily the production tools used to manufacture the aircraft and therefore, these tools may or may not correspond to the tools listed in the OEM wiring manual and/or the Chapter 20 Standard Wiring Practices Manual list of approved tooling.

TOOL KIT CONFIGURATION	
Type of Case	Portable
Number of Cases	2
Color	Black
Type of Construction	Polyethylene Plastic
Application	ERJ-170/190
Coverage	Airframe Power Connectors
	Terminals size 12 AWG and Smaller
	Coaxial Connectors
Type of Inserts	Unicellular Polyethylene Foam with Die Cut Tool Cavities

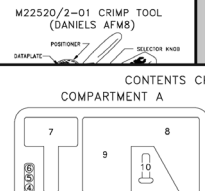
DATA PACKAGE

TOOL/ACCESSORY INSTRUCTION SHEET

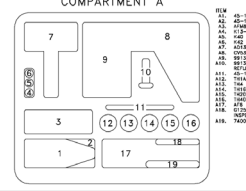


M22520/1-01 CRIMP TOOL (DANIELS AF8)


M22520/2-01 CRIMP TOOL (DANIELS AF8B)



CONTENTS CHART



CONTENTS CHART



SELECTION CHART

