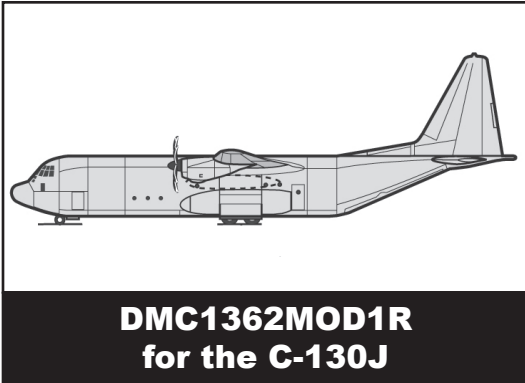


DMC1362MOD1R C-130J MAINTENANCE KIT **For Electrical Connectors and Wiring Systems**



THE MAINTENANCE PROBLEM...

Modern aircraft, such as the C-130J, have complicated electrical wiring systems containing many different connectors, contacts and terminals, the repair of which require precision tools.

It is not a cost effective use of the time of your technical staff to start from scratch and try to become intimately knowledgeable about which precision tools must be used to repair each electrical connector, contact and terminal when DMC has already performed this task for the C-130J.

AOG TIME CONSTRAINTS. Once the aircraft becomes inoperable because of a connector failure, it is imperative to be able to replace the connector, contact or terminal as quickly as possible to avoid loss of mission capability due to AOG. The DMC1362MOD1R kit supplies your staff with both the information and the tools necessary to make this type of repair to the C-130J in the shortest time possible.

THE DMC SOLUTION...

TOOLING RESEARCH. DMC has already researched the list of connectors for the C-130J and has identified the most common tools required to maintain the electrical connectors in the C-130J. DMC has cross referenced these tools to the connectors, contacts and terminals, eliminating costly and time-consuming research which would otherwise have to be performed by your electrical technicians.

IMMEDIATE AVAILABILITY OF TOOLS AND TECHNICAL INFORMATION. The DMC1362MOD1R kit contains all of the tooling to connector, contact and terminal cross reference information needed to support the C-130J. In addition, the DMC1362MOD1R kit also contains illustrated operating instructions for the required tooling.

ALL IN ONE. Since all of these tools, together with their operating instructions, are contained in a single kit, the connector repair can be made in the shortest time possible, thus permitting a rapid return of your C-130J to service. Tool kit supplied in 1 roll-around steel cabinet and includes: Name Plate, Foam Pads/ Inserts, Contents Charts, Instruction Charts, and Tool Selection Charts.



Actual Kit may vary from example shown.

























DMC1362MOD1R

DMC **DANIELS
MANUFACTURING
CORPORATION**®

DANIELS MANUFACTURING CORP., 526 THORPE ROAD, ORLANDO, FL 32824, USA
PHONE (407) 855-6161 • FAX (407) 855-6884 • www.DMCTools.com • E-MAIL: DMC@DMCTools.com

DMC1362MOD1R C-130J MAINTENANCE KIT

For Electrical Connectors and Wiring Systems


DMC1362MOD1R TOOL & ACCESSORY LIST		
	6	Crimp Tools
	7	Turret Heads
	1	Universal Turret Head
	12	Positioners
	1	Universal Positioner
	6	Single Position Heads
	12	Metal Insertion Tools
	11	Metal Removal Tools
	25	Plastic Ins/Rem Tools
	4	Contact gages
	3	Unwired Contact Removal Tools w/ Probes
	1	Wire Cutter
	6	Wire Strippers
	5	In-Service Inspection Gages
	1	Die Removal Tool
	17	Die Sets
	1	Hex Wrench
	2	T-Handle Wrenches
	2	Strap Wrenches
	4	Coaxial Cable Strippers
	72	Adaptor Tool
	1	Soft-Jaw Pliers w/ 2 Inserts
	1	Wire Harness Spoon
	1	Banding Tool and Accessories

DMC1362MOD1R CONNECTOR COVERAGE	
MANUFACTURER	SERIES
MIL-C-24308	Rectangular Rack & Panel
MIL-C-26482	Series 1 & 2
MIL-C-38999	Series 1, 2 & 3
MIL-T-39012	RF Coaxial
MIL-C-5015	3450 Series
MIL-C-83723	Series 3
MIL-S-81824	Environmental Splices
MIL-T-7928	Insulated/Uninsulated Terminals
AMP/Tyco	Nic (Arinc 600) Series
Amphenol RF	RF Coaxial
Burndy	Hyfen/Smooth Bantam Series
Deutsch	DS Series
ITT Cannon	DPXB, DPX*MA, KM Series
Kings	RF Coaxial
SV Microwave	RF Coaxial
Trompeter	RF Coaxial
Raychem	Mini-Seal Splices

Tools contained in this kit have been selected based upon their suitability to service the related connector or contact indicated. Military Standard tools have been utilized wherever possible. These tools are not necessarily the production tools used to manufacture the aircraft and therefore, these tools may or may not correspond to the tools listed in the OEM wiring manual and/or the Chapter 20 Standard Wiring Practices Manual list of approved tooling.

DATA PACKAGE

TOOL/ACCESSORY INSTRUCTION SHEET

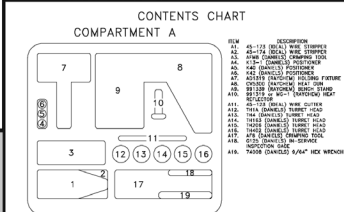


M22520/1-01 CRIMP TOOL (DANIELS AF8)


M22520/2-01 CRIMP TOOL (DANIELS AF8B)

CONTENTS CHART

COMPARTMENT A



CONTENTS CHART



SELECTION CHART