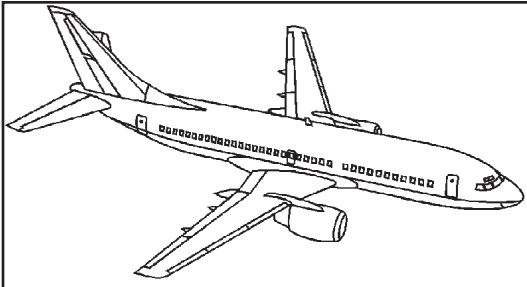


DMC1264-LT WIRING SYSTEM SERVICE KIT

For the BOEING 737-600, -700, -800



**DMC1264-LT* for the
BOEING 737-600, -700, -800**

THE MAINTENANCE PROBLEM...

Modern aircraft, such as the BOEING 737-600, -700, -800, have complicated electrical wiring systems containing many different connectors, contacts and terminals, the repair of which require precision tools.

It is not a cost effective use of the time of your technical staff to start from scratch and try to become intimately knowledgeable about which precision tools must be used to repair each electrical connector, contact and terminal when DMC has already performed this task for the Boeing 737-600, -700, -800.

AOG TIME CONSTRAINTS. Once the aircraft becomes inoperable because of a connector failure, it is imperative to be able to replace the connector, contact or terminal as quickly as possible to avoid revenue loss due to AOG. The DMC1264-LT* kit supplies your staff with both the information and the tools necessary to make this type of repair to the Boeing 737-600, -700, -800 in the shortest time possible.

THE DMC SOLUTION...

TOOLING RESEARCH. DMC has already researched the list of connectors for the Boeing 737-600, -700, -800 and has identified the most common tools required to maintain the electrical connectors in the Boeing 737-600, -700, -800. DMC has cross referenced tools to the connectors, contacts and terminals eliminating costly and time-consuming research which would otherwise have to be performed by your local technicians.

IMMEDIATE AVAILABILITY OF TOOLS AND TECHNICAL INFORMATION. The DMC1264-LT* kit contains the tooling to connector, contact and terminal cross reference information which indicate the particular tool(s) that should be selected to repair a specific connector, contact, or terminal. In addition, the kit also contains illustrated operating instructions for the required tooling.

ALL IN ONE. Since these tools, together with their operating instructions, are contained in a single kit, the connector repair can be made in the shortest time possible, thus permitting a rapid return of your aircraft to service. Tool kit supplied in 2 environmentally sealed fiberglass cases and includes: Name Plate, Foam Pads/Inserts, Contents Charts, Instruction Charts, and Tool Selection Charts.



Actual Kit may vary from example shown.

DMC1264-LT*

DMC DANIELS
MANUFACTURING
CORPORATION



















*Tyco/TE Connectivity Tools are required for service, but not supplied under this kit part number. Space is provided in tool case for tools.

DANIELS MANUFACTURING CORP., 526 THORPE ROAD, ORLANDO, FL 32824, USA
PHONE (407) 855-6161 • FAX (407) 855-6884 • www.DMCTools.com • E-MAIL: DMC@DMCTools.com

DMC1264-LT WIRING SYSTEM SERVICE KIT

For the BOEING 737-600, -700, -800

DMC1264-LT* TOOL AND ACCESSORY LIST

	7	Crimp Tools* (91522-1 NOT SUPPLIED)
	3	Turret Heads
	13	Positioners
	3	Single Position Heads
	2	Universal Positioners
	18	Die Sets
	10	Metal Insertion Tools
	12	Metal Removal Tools* (189727-1 & 91017-3 NOT SUPPLIED)
	125	Plastic Ins/Rem Tools
	4	Contact gages
	3	Unwired Contact Removal Tools w/ Probes
	1	Wire Cutter
	2	In-Service Inspection Gage
	1	Die Removal Tool
	1	Hex Wrench
	4	Coaxial Cable Stripper
	2	Cable Tie Tools
	15	Trim Jigs
	1	Thermal Wire Stripper
	1	X-Acto Knife

*Tyco/TE Connectivity Tools are required for service, but not supplied under this kit part number. Space is provided in tool case for tools.

DMC1264-LT* CONNECTOR COVERAGE

MANUFACTURER	SERIES
AMP	Mate-N-Lock, AMP-Tab, DB Series
Amphenol Aerospace	48-7190/48-7191 Removable Splices, PT-SE Series
Ariz. Int. Electronics	AMC, ATM Series
Boeing	BACC45FT/BACC45FN, BACC63, BACC66, S280W551, BACS16A, BACS16W, S280557, BACT12AC, BACT12C, S280W601, 10-60450 Series
Burndy	MB12 Series
Fenwal	Fire Detection Connectors
ITT Cannon	DPAMA, DPX*MA/DPX*MB, DPD Series
Kings Electronics	RF Coaxial
Leach	Relays
Radiall	DSXN Series
Raychem/Cinch	MTCP/ACIS Series
Rosemount	00855 Series
MIL-C-26482	Series 1 & 2
MIL-C-38999	Series 2
MIL-C-5015	3450 Series

NOTICE: Unless otherwise stated by DMC; tools contained in this kit have been selected based upon their suitability to service the related connector or contact indicated. Military Standard tools have been utilized wherever possible. These tools are not necessarily the production tools used to manufacture the aircraft and therefore, these tools may or may not correspond to the tools listed in the OEM wiring manual and/or the Chapter 20 Standard Wiring Practices Manual list of approved tooling. Verification Is Required.

TOOL KIT CONFIGURATION

Type of Case	Portable w/ Tray
Number of Cases	2
Color	Yellow
Type of Construction	Fiberglass/Aluminum
Application	BOEING 737-600, -700, -800
Coverage	Airframe Power Connectors
	Terminals size 12 AWG and Smaller
	Coaxial Connectors
Type of Inserts	Unicellular Polyethylene Foam with Die Cut Tool Cavities